

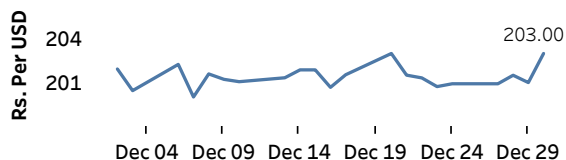


Real GDP 2021 Q3: -1.5%    NCPI Y-o-Y Change (2013=100) Nov: 11.1%    CCPI Y-o-Y Change (2013=100) Nov: 9.9%

## Exchange Rates

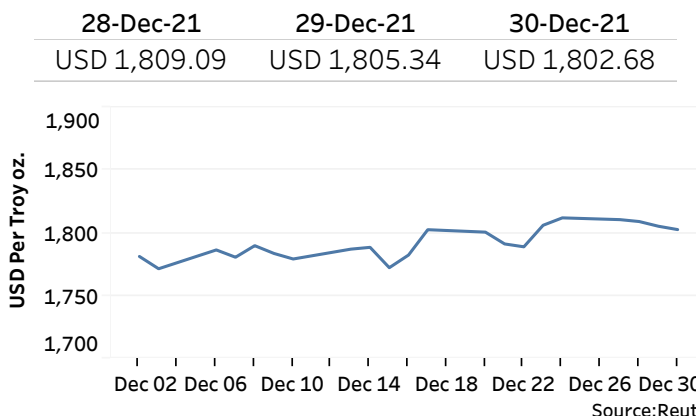
30-Dec-21	TT Buying	TT Selling
Rs. Per Unit		
USD	198.5008	202.9992
GBP	266.7527	275.1639
EUR	224.7190	233.5588
JPY	1.7152	1.7801

### Indicative USD Spot Exchange Rate



Source: Central Bank of Sri Lanka

## Gold Price

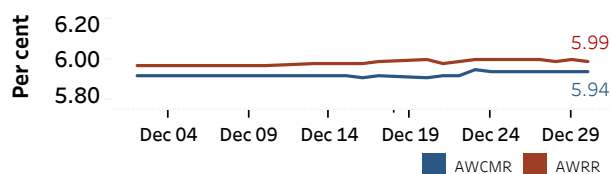


Source: Reuters

## Money Market

Policy Rates: SDF Rate: 5.00%    SLF Rate: 6.00%    Bank Rate: 9.00%    SRR: 4.00%

### Overnight Money Market Rates



29-Dec-21    30-Dec-21

Overnight Liquidity (Rs. bn)    -352.46    -353.19

### Yield Rates of T-Bills

	Primary Market	Secondary Market
	24-Dec-21	29-Dec-21
91 Day	7.71	7.52
182 Day	8.10	7.98
364 Day	8.02	8.26

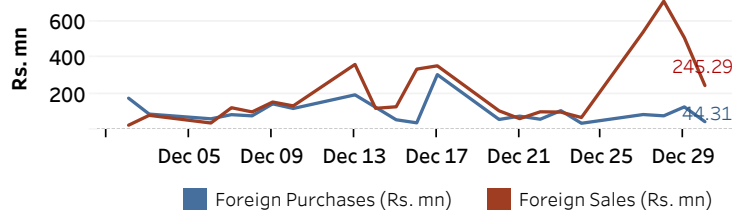
Source: Central Bank of Sri Lanka

## Share Market

30-Dec-21		
ASPI	▲	12,019.75
S&P SL20	▲	4,209.99
Daily Turnover		
Rs. 6,459.14 mn		

Market Capitalisation	PE Ratio
Rs. 5,387.09 bn	13.4

### Foreign Purchases and Sales



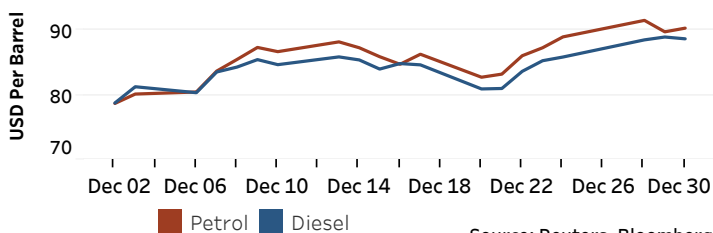
Source: Colombo Stock Exchange

## Energy

USD per Barrel

### Petroleum Products

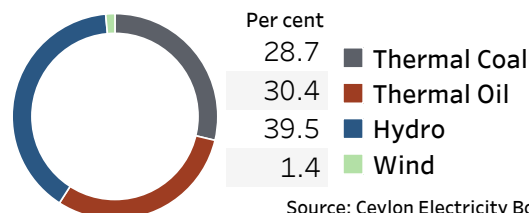
Crude Oil			Refined (Singapore Platts)		
31-Dec-21 *	17-Dec-21		30-Dec-21		
Brent	WTI	OPEC	Petrol	Diesel	Kerosene
78.80	76.27	74.23	90.33	88.68	87.36



Source: Reuters, Bloomberg

### Electricity Generation

30-Dec-21	
Total Energy (GWh)	45.63
Peak Demand (MW)	2,551.90



Source: Ceylon Electricity Board