

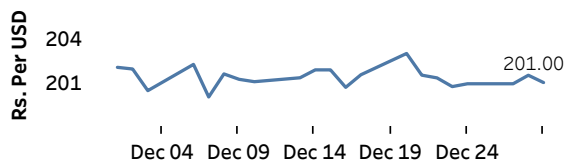


Real GDP 2021 Q3: -1.5% NCPI Y-o-Y Change (2013=100) Nov: 11.1% CCPI Y-o-Y Change (2013=100) Nov: 9.9%

Exchange Rates

29-Dec-21	TT Buying	TT Selling
Rs. Per Unit		
USD	198.5008	202.9992
GBP	265.2788	273.6678
EUR	223.8536	232.6785
JPY	1.7190	1.7840

Indicative USD Spot Exchange Rate



Source: Central Bank of Sri Lanka

Gold Price

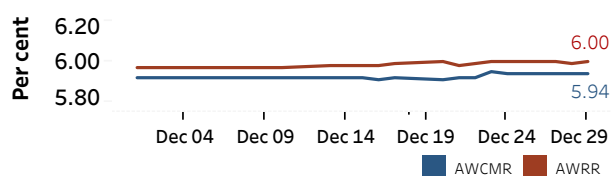


Source: Reuters

Money Market

Policy Rates: SDF Rate: 5.00% SLF Rate: 6.00% Bank Rate: 9.00% SRR: 4.00%

Overnight Money Market Rates



28-Dec-21 29-Dec-21

Overnight Liquidity (Rs. bn) -356.31 -352.46

Yield Rates of T-Bills

	Primary Market	Secondary Market
	24-Dec-21	28-Dec-21
91 Day	7.71	7.61
182 Day	8.10	7.92
364 Day	8.02	8.26

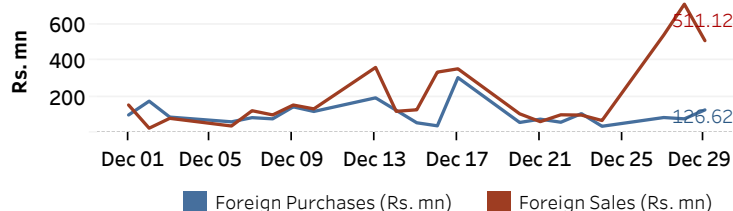
Source: Central Bank of Sri Lanka

Share Market

29-Dec-21	
ASPI	▲ 11,915.18
S&P SL20	▼ 4,201.55
Daily Turnover	
Rs. 5,845.08 mn	

Market Capitalisation	PE Ratio
Rs. 5,334.27 bn	13.3

Foreign Purchases and Sales



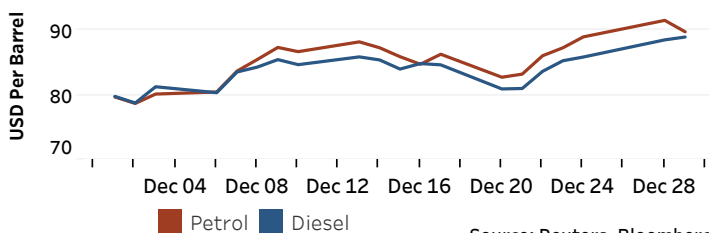
Source: Colombo Stock Exchange

Energy

USD per Barrel

Petroleum Products

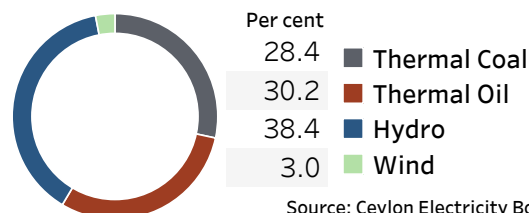
Crude Oil			Refined (Singapore Platts)		
30-Dec-21 *	17-Dec-21	29-Dec-21	Petrol	Diesel	Kerosene
Brent	WTI	OPEC			
79.49	76.81	74.23	89.76	88.96	87.72



Source: Reuters, Bloomberg

Electricity Generation

	29-Dec-21
Total Energy (GWh)	45.43
Peak Demand (MW)	2,660.00



Source: Ceylon Electricity Board