

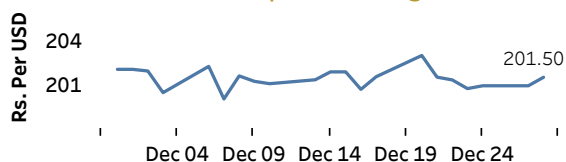


Real GDP 2021 Q3: -1.5% NCPI Y-o-Y Change (2013=100) Nov: 11.1% CCPI Y-o-Y Change (2013=100) Nov: 9.9%

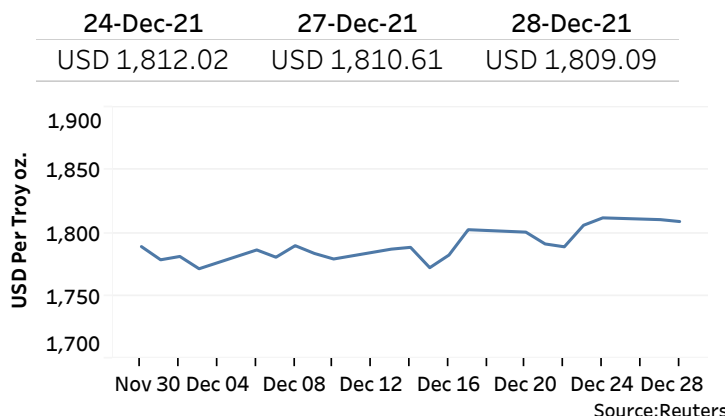
Exchange Rates

28-Dec-21	TT Buying	TT Selling
Rs. Per Unit		
USD	198.5008	202.9992
GBP	265.3390	273.7280
EUR	224.2220	233.0526
JPY	1.7175	1.7824

Indicative USD Spot Exchange Rate



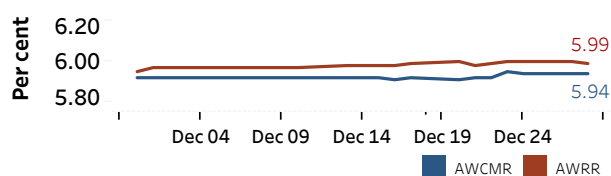
Gold Price



Money Market

Policy Rates: SDF Rate: 5.00% SLF Rate: 6.00% Bank Rate: 9.00% SRR: 4.00%

Overnight Money Market Rates



	27-Dec-21	28-Dec-21
Overnight Liquidity (Rs. bn)	-353.61	-356.31

Yield Rates of T-Bills

	Primary Market	Secondary Market
	24-Dec-21	27-Dec-21
91 Day	7.71	7.65
182 Day	8.10	8.00
364 Day	8.02	8.04

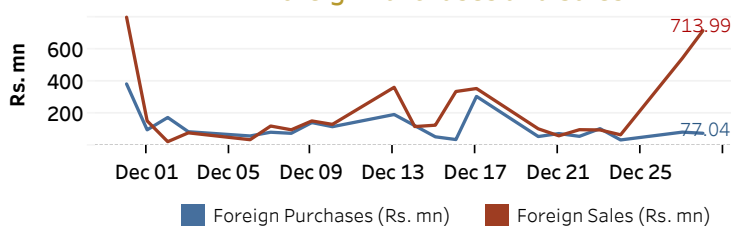
Source: Central Bank of Sri Lanka

Share Market

	28-Dec-21
ASPI	11,907.70
S&P SL20	4,202.64
Daily Turnover	Rs. 5,674.29 mn

Market Capitalisation	PE Ratio
Rs. 5,330.92 bn	13.2

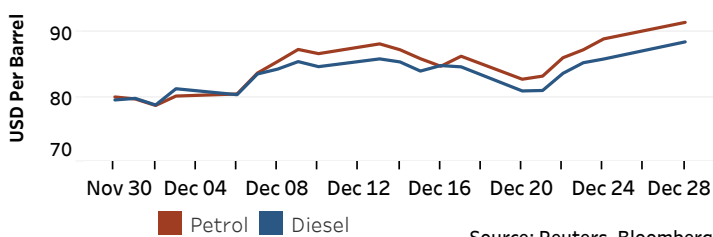
Foreign Purchases and Sales



Energy

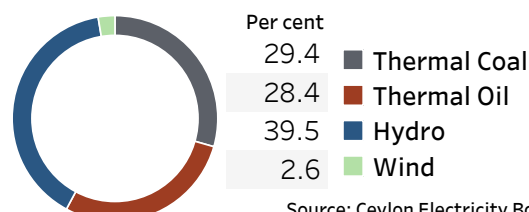
Petroleum Products

Crude Oil			Refined (Singapore Platts)		
29-Dec-21 *	17-Dec-21	28-Dec-21	28-Dec-21		
Brent	WTI	OPEC	Petrol	Diesel	Kerosene
79.18	76.11	74.23	91.53	88.52	87.72



Electricity Generation

	28-Dec-21
Total Energy (GWh)	44.31
Peak Demand (MW)	2,618.80



Source: Ceylon Electricity Board