

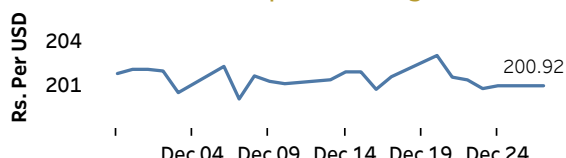


Real GDP 2021 Q3: -1.5% NCPI Y-o-Y Change (2013=100) Nov: 11.1% CCPI Y-o-Y Change (2013=100) Nov: 9.9%

Exchange Rates

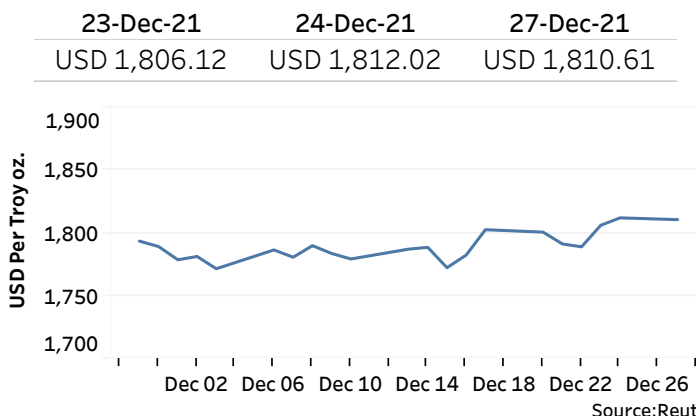
27-Dec-21	TT Buying	TT Selling
Rs. Per Unit		
USD	198.5008	202.9992
GBP	264.7166	273.0962
EUR	224.1772	233.0070
JPY	1.7249	1.7899

Indicative USD Spot Exchange Rate



Source: Central Bank of Sri Lanka

Gold Price

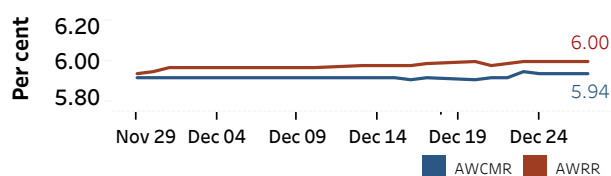


Source: Reuters

Money Market

Policy Rates: SDF Rate: 5.00% SLF Rate: 6.00% Bank Rate: 9.00% SRR: 4.00%

Overnight Money Market Rates



24-Dec-21 27-Dec-21

Overnight Liquidity (Rs. bn) -355.55 -353.61

Yield Rates of T-Bills

	Primary Market	Secondary Market
	24-Dec-21	24-Dec-21
91 Day	7.71	7.38
182 Day	8.1	8.14
364 Day	8.02	8.04

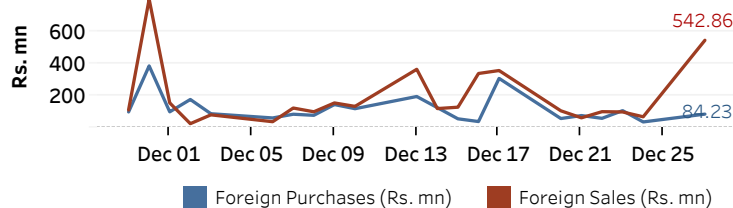
Source: Central Bank of Sri Lanka

Share Market

	27-Dec-21
ASPI	12,008.49
S&P SL20	4,217.43
Daily Turnover	Rs. 7,320.22 mn

Market Capitalisation	PE Ratio
Rs. 5,375.61 bn	13.5

Foreign Purchases and Sales



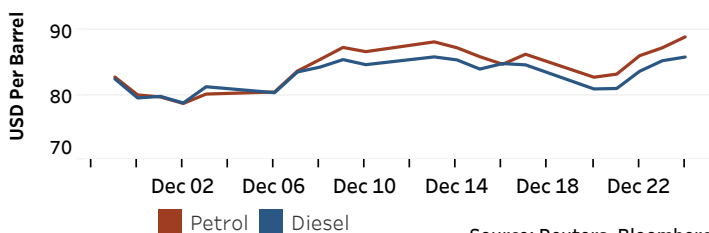
Source: Colombo Stock Exchange

Energy

USD per Barrel

Petroleum Products

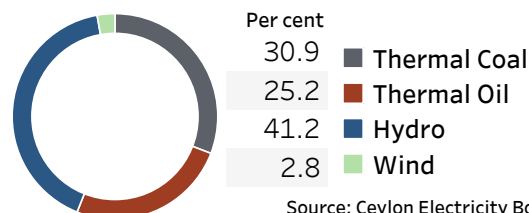
Crude Oil			Refined (Singapore Platts)		
28-Dec-21 *	17-Dec-21		24-Dec-21		
Brent	WTI	OPEC	Petrol	Diesel	Kerosene
78.62	75.72	74.23	88.98	85.87	85.06



Source: Reuters, Bloomberg

Electricity Generation

	27-Dec-21
Total Energy (GWh)	42.27
Peak Demand (MW)	2,563.70



Source: Ceylon Electricity Board