

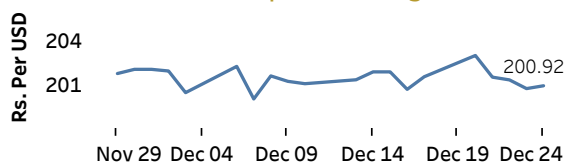


Real GDP 2021 Q3: -1.5% NCPI Y-o-Y Change (2013=100) Nov: 11.1% CCPI Y-o-Y Change (2013=100) Nov: 9.9%

Exchange Rates

24-Dec-21	TT Buying	TT Selling
Rs. Per Unit		
USD	198.5008	202.9992
GBP	264.8635	273.2458
EUR	224.3262	233.1590
JPY	1.7255	1.7905

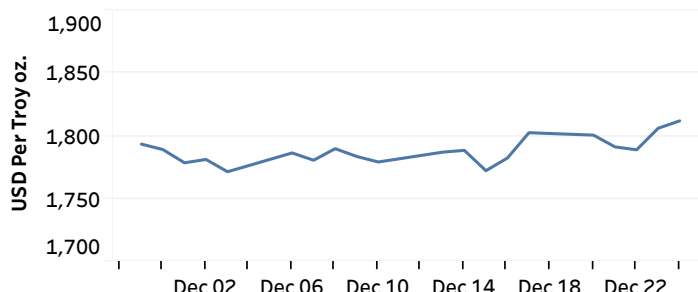
Indicative USD Spot Exchange Rate



Source: Central Bank of Sri Lanka

Gold Price

22-Dec-21	23-Dec-21	24-Dec-21
USD 1,788.97	USD 1,806.12	USD 1,812.02

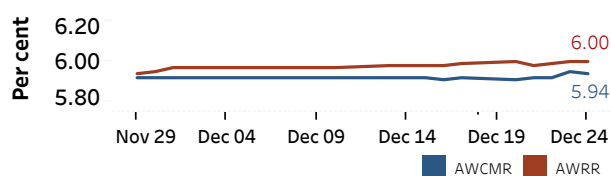


Source: Reuters

Money Market

Policy Rates: SDF Rate: 5.00% SLF Rate: 6.00% Bank Rate: 9.00% SRR: 4.00%

Overnight Money Market Rates



23-Dec-21 24-Dec-21

Overnight Liquidity (Rs. bn) -441.96 -355.55

Yield Rates of T-Bills

	Primary Market 17-Dec-21	Secondary Market 23-Dec-21
91 Day	7.24	7.13
182 Day	8.03	7.78
364 Day	8.06	7.89

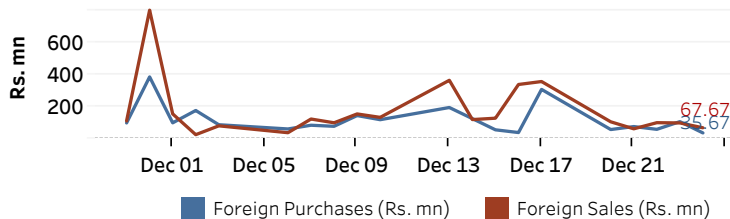
Source: Central Bank of Sri Lanka

Share Market

24-Dec-21		
ASPI	▲	12,070.68
S&P SL20	▲	4,253.83
Daily Turnover		
Rs. 2,840.89 mn		

Market Capitalisation	PE Ratio
Rs. 5,403.45 bn	13.5

Foreign Purchases and Sales



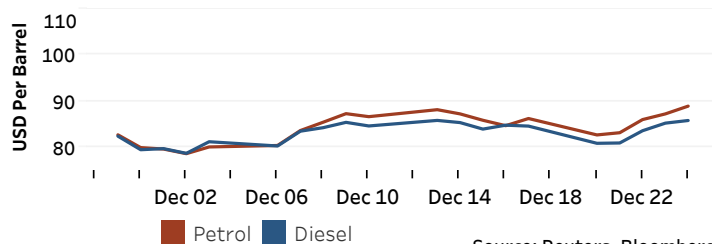
Source: Colombo Stock Exchange

Energy

USD per Barrel

Petroleum Products

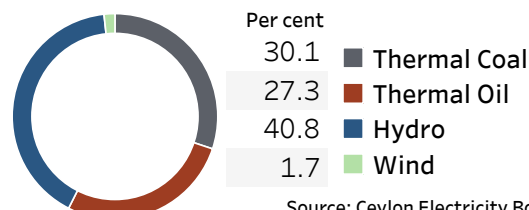
Crude Oil			Refined (Singapore Platts)		
27-Dec-21 *	17-Dec-21		24-Dec-21		
Brent	WTI	OPEC	Petrol	Diesel	Kerosene
76.45	73.27	74.23	88.98	85.87	85.06



Source: Reuters, Bloomberg

Electricity Generation

24-Dec-21	
Total Energy (GWh)	42.19
Peak Demand (MW)	2,471.40



Source: Ceylon Electricity Board