

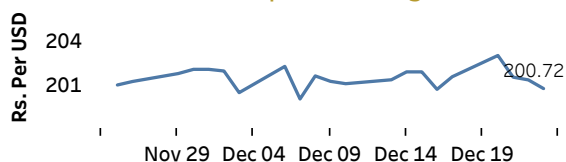


Real GDP 2021 Q3: -1.5% NCPI Y-o-Y Change (2013=100) Nov: 11.1% CCPI Y-o-Y Change (2013=100) Nov: 9.9%

Exchange Rates

23-Dec-21	TT Buying	TT Selling
Rs. Per Unit		
USD	198.5008	202.9992
GBP	263.5792	271.9415
EUR	224.5848	233.4221
JPY	1.7286	1.7937

Indicative USD Spot Exchange Rate



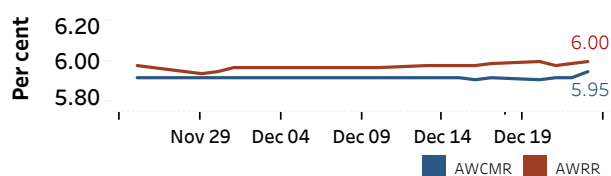
Gold Price



Money Market

Policy Rates: SDF Rate: 5.00% SLF Rate: 6.00% Bank Rate: 9.00% SRR: 4.00%

Overnight Money Market Rates



Yield Rates of T-Bills

	Primary Market	Secondary Market
	17-Dec-21	22-Dec-21
91 Day	7.24	7.13
182 Day	8.03	8.00
364 Day	8.06	7.89

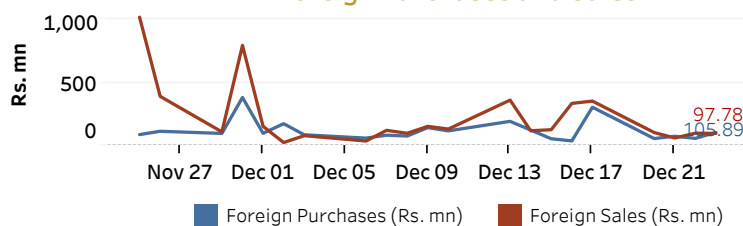
Source: Central Bank of Sri Lanka

	22-Dec-21	23-Dec-21
Overnight Liquidity (Rs. bn)	-340.41	-441.96

Share Market

23-Dec-21	
ASPI	▲ 11,951.23
S&P SL20	▲ 4,249.58
Daily Turnover	
Rs. 6,619.03 mn	

Foreign Purchases and Sales

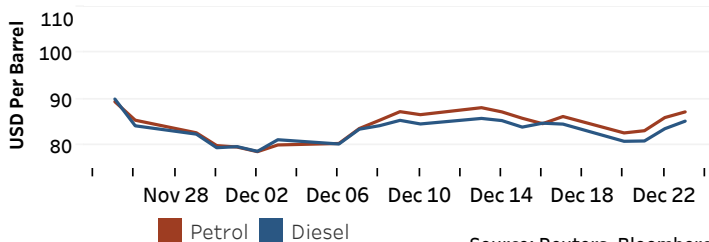


Market Capitalisation	PE Ratio
Rs. 5,349.98 bn	13.4

Energy

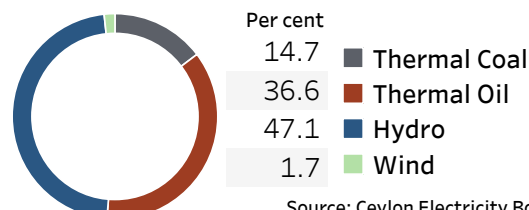
Petroleum Products

Crude Oil			Refined (Singapore Platts)		
24-Dec-21 *	17-Dec-21	23-Dec-21			
Brent	WTI	OPEC	Petrol	Diesel	Kerosene
76.60	73.79	74.23	87.30	85.30	84.83



Electricity Generation

	23-Dec-21
Total Energy (GWh)	44.61
Peak Demand (MW)	2,471.80



Source: Ceylon Electricity Board