

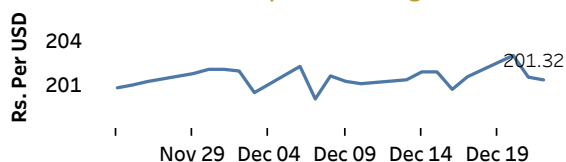


Real GDP 2021 Q3: -1.5% NCPI Y-o-Y Change (2013=100) Nov: 11.1% CCPI Y-o-Y Change (2013=100) Nov: 9.9%

Exchange Rates

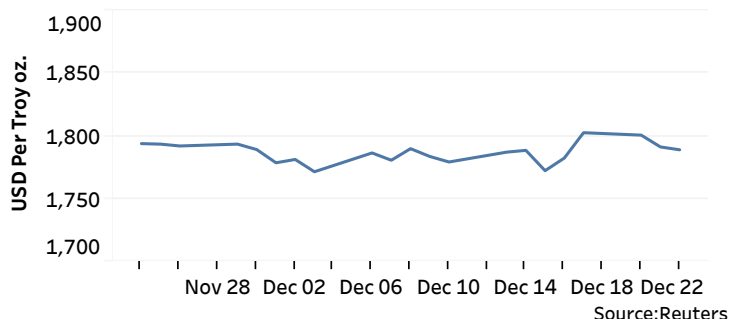
22-Dec-21	TT Buying	TT Selling
Rs. Per Unit		
USD	198.5008	202.9992
GBP	262.1329	270.4724
EUR	223.4812	232.2985
JPY	1.7293	1.7944

Indicative USD Spot Exchange Rate



Gold Price

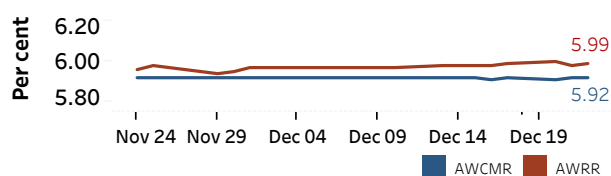
20-Dec-21	21-Dec-21	22-Dec-21
USD 1,800.66	USD 1,791.26	USD 1,788.97



Money Market

Policy Rates: SDF Rate: 5.00% SLF Rate: 6.00% Bank Rate: 9.00% SRR: 4.00%

Overnight Money Market Rates



	21-Dec-21	22-Dec-21
Overnight Liquidity (Rs. bn)	-339.01	-340.41

Yield Rates of T-Bills

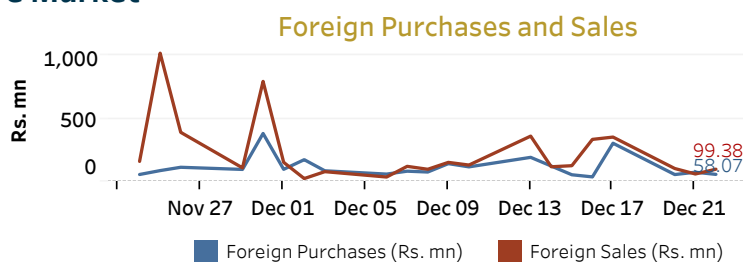
	Primary Market 17-Dec-21	Secondary Market 21-Dec-21
91 Day	7.24	7.13
182 Day	8.03	7.97
364 Day	8.06	7.89

Source: Central Bank of Sri Lanka

Share Market

22-Dec-21		
ASPI	▲	11,814.37
S&P SL20	▲	4,219.52
Daily Turnover		
Rs. 3,798.44 mn		

Market Capitalisation	PE Ratio
Rs. 5,282.71 bn	13.2

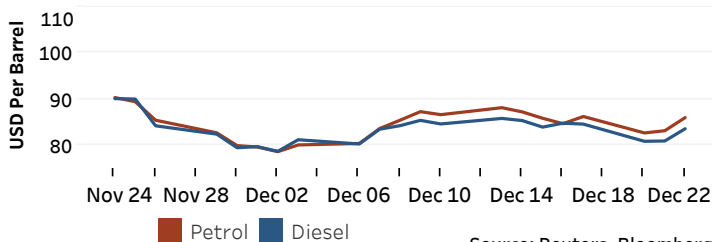


Source: Colombo Stock Exchange

Energy

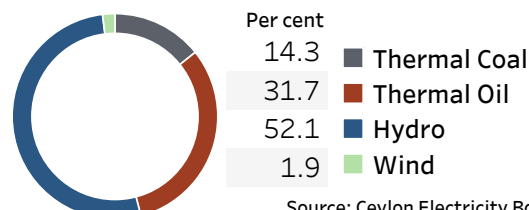
Petroleum Products

Crude Oil			Refined (Singapore Platts)		
23-Dec-21 *	17-Dec-21		22-Dec-21		
Brent	WTI	OPEC	Petrol	Diesel	Kerosene
75.64	73.08	74.23	86.07	83.66	83.09



Electricity Generation

	22-Dec-21
Total Energy (GWh)	45.59
Peak Demand (MW)	2,475.80



Source: Ceylon Electricity Board