

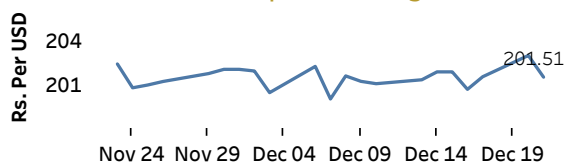


Real GDP 2021 Q3: -1.5% NCPI Y-o-Y Change (2013=100) Nov: 11.1% CCPI Y-o-Y Change (2013=100) Nov: 9.9%

Exchange Rates

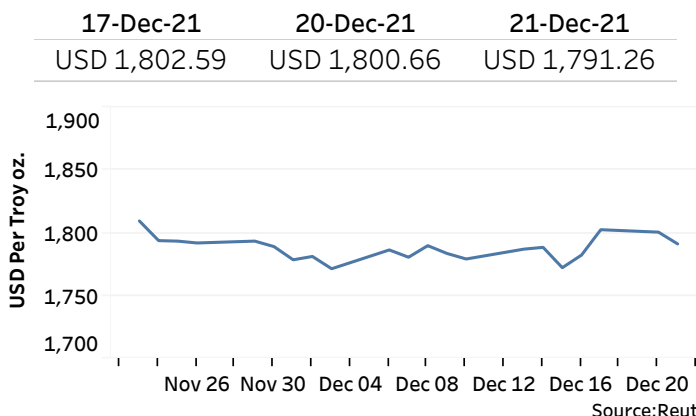
21-Dec-21	TT Buying	TT Selling
Rs. Per Unit		
USD	198.5008	202.9992
GBP	260.9378	269.2594
EUR	223.4558	232.2737
JPY	1.7359	1.8011

Indicative USD Spot Exchange Rate



Source: Central Bank of Sri Lanka

Gold Price

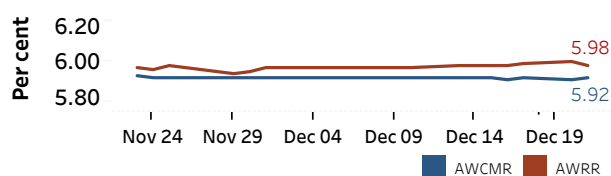


Source: Reuters

Money Market

Policy Rates: SDF Rate: 5.00% SLF Rate: 6.00% Bank Rate: 9.00% SRR: 4.00%

Overnight Money Market Rates



20-Dec-21 21-Dec-21

Overnight Liquidity (Rs. bn) -331.42 -339.01

Yield Rates of T-Bills

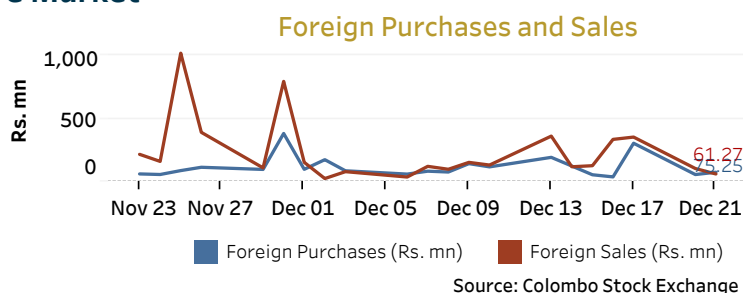
	Primary Market	Secondary Market
	17-Dec-21	20-Dec-21
91 Day	7.24	7.03
182 Day	8.03	7.78
364 Day	8.06	7.87

Source: Central Bank of Sri Lanka

Share Market

21-Dec-21	
ASPI	11,640.91
S&P SL20	4,172.68
Daily Turnover	
Rs. 4,019.60 mn	

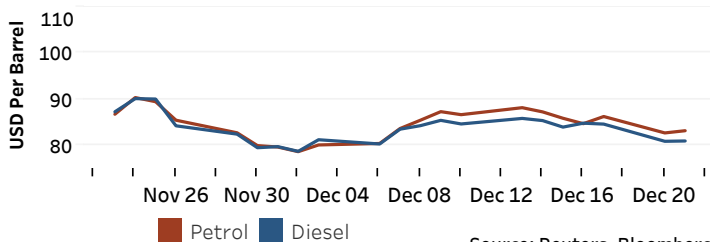
Market Capitalisation	PE Ratio
Rs. 5,205.15 bn	13.0



Source: Colombo Stock Exchange

Energy

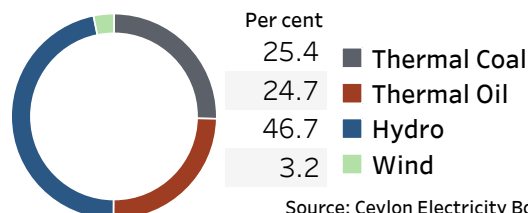
Crude Oil			Refined (Singapore Platts)		
22-Dec-21 *		17-Dec-21	21-Dec-21		
Brent	WTI	OPEC	Petrol	Diesel	Kerosene
74.50	71.70	74.23	83.23	81.01	80.94



Source: Reuters, Bloomberg

Electricity Generation

	21-Dec-21
Total Energy (GWh)	45.61
Peak Demand (MW)	2,369.90



Source: Ceylon Electricity Board