

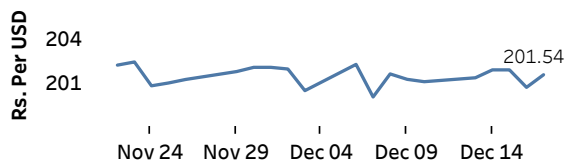


Real GDP 2021 Q3: -1.5%    NCPI Y-o-Y Change (2013=100) Oct: 8.3%    CCPI Y-o-Y Change (2013=100) Nov: 9.9%

## Exchange Rates

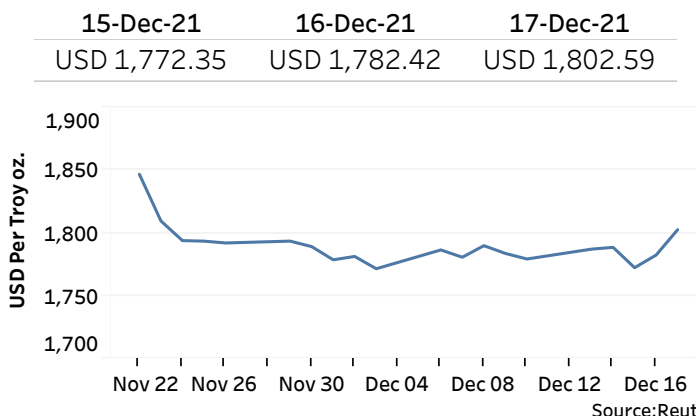
17-Dec-21	TT Buying	TT Selling
Rs. Per Unit		
USD	198.5008	202.9992
GBP	263.2476	271.6052
EUR	224.2367	233.0679
JPY	1.7357	1.8009

### Indicative USD Spot Exchange Rate



Source: Central Bank of Sri Lanka

## Gold Price

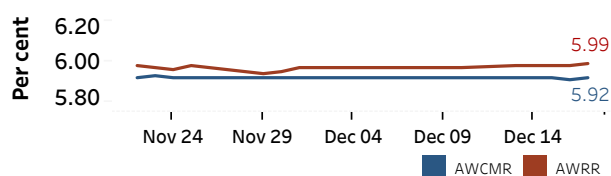


Source: Reuters

## Money Market

Policy Rates: SDF Rate: 5.00%    SLF Rate: 6.00%    Bank Rate: 9.00%    SRR: 4.00%

### Overnight Money Market Rates



16-Dec-21    17-Dec-21

Overnight Liquidity (Rs. bn)    -321.45    -332.67

### Yield Rates of T-Bills

	Primary Market	Secondary Market
	10-Dec-21	16-Dec-21
91 Day	7.05	6.99
182 Day	7.84	7.71
364 Day	8.11	7.89

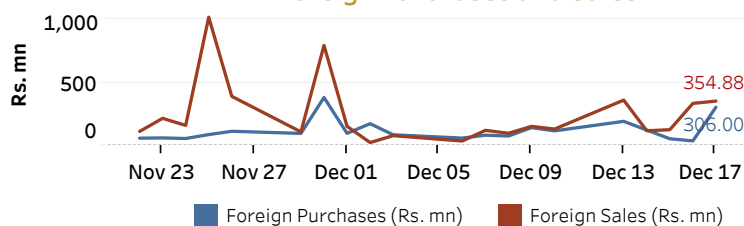
Source: Central Bank of Sri Lanka

## Share Market

17-Dec-21		
ASPI	▲	11,753.44
S&P SL20	▲	4,253.67
Daily Turnover		
Rs. 4,799.23 mn		

Market Capitalisation	PE Ratio
Rs. 5,251.98 bn	13.2

### Foreign Purchases and Sales

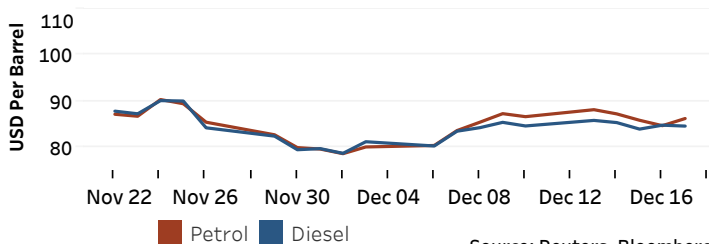


Source: Colombo Stock Exchange

## Energy

### Petroleum Products

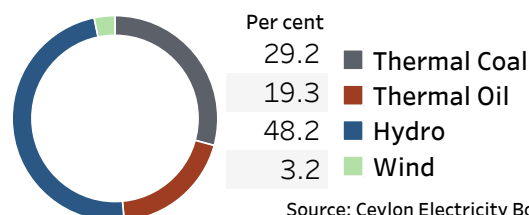
Crude Oil			Refined (Singapore Platts)		
20-Dec-21 *	16-Dec-21	17-Dec-21			
Brent	WTI	OPEC	Petrol	Diesel	Kerosene
71.78	69.10	74.66	86.30	84.66	84.75



Source: Reuters, Bloomberg

### Electricity Generation

17-Dec-21	
Total Energy (GWh)	44.61
Peak Demand (MW)	2,501.40



Source: Ceylon Electricity Board