

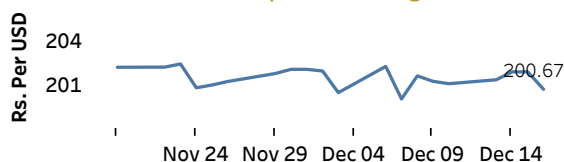


Real GDP 2021 Q3: -1.5% NCPI Y-o-Y Change (2013=100) Oct: 8.3% CCPI Y-o-Y Change (2013=100) Nov: 9.9%

Exchange Rates

16-Dec-21	TT Buying	TT Selling
Rs. Per Unit		
USD	198.5008	202.9992
GBP	261.8293	270.1639
EUR	223.6311	232.2025
JPY	1.7290	1.7941

Indicative USD Spot Exchange Rate



Source: Central Bank of Sri Lanka

Gold Price

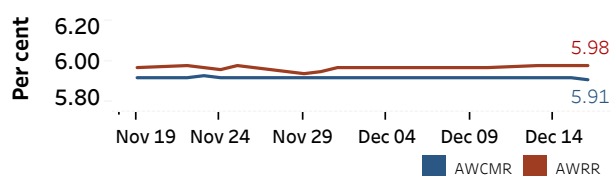


Source: Reuters

Money Market

Policy Rates: SDF Rate: 5.00% SLF Rate: 6.00% Bank Rate: 9.00% SRR: 4.00%

Overnight Money Market Rates



15-Dec-21 16-Dec-21

Overnight Liquidity (Rs. bn) -299.05 -321.45

Yield Rates of T-Bills

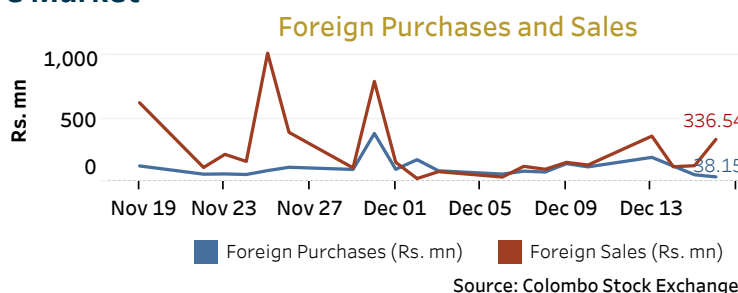
	Primary Market	Secondary Market
	10-Dec-21	15-Dec-21
91 Day	7.05	6.84
182 Day	7.84	7.78
364 Day	8.11	8.01

Source: Central Bank of Sri Lanka

Share Market

16-Dec-21	
ASPI	11,678.65
S&P SL20	4,212.29
Daily Turnover	
Rs. 8,395.25 mn	

Market Capitalisation	PE Ratio
Rs. 5,218.56 bn	13.1



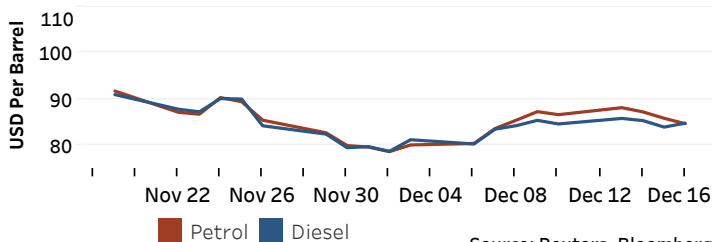
Source: Colombo Stock Exchange

Energy

USD per Barrel

Petroleum Products

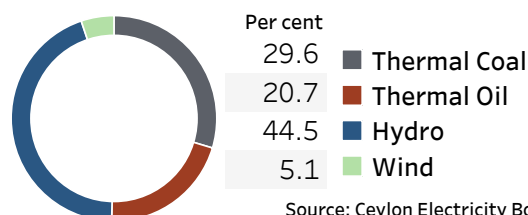
Crude Oil			Refined (Singapore Platts)		
17-Dec-21 *	15-Dec-21		16-Dec-21		
Brent	WTI	OPEC	Petrol	Diesel	Kerosene
74.88	72.15	73.12	84.75	84.86	84.65



Source: Reuters, Bloomberg

Electricity Generation

	16-Dec-21
Total Energy (GWh)	44.00
Peak Demand (MW)	2,502.50



Source: Ceylon Electricity Board