

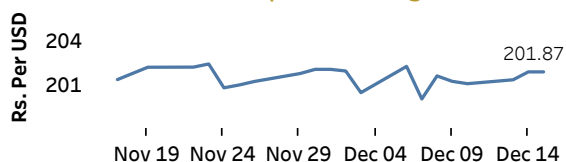


Real GDP 2021 Q3: -1.5% NCPI Y-o-Y Change (2013=100) Oct: 8.3% CCPI Y-o-Y Change (2013=100) Nov: 9.9%

Exchange Rates

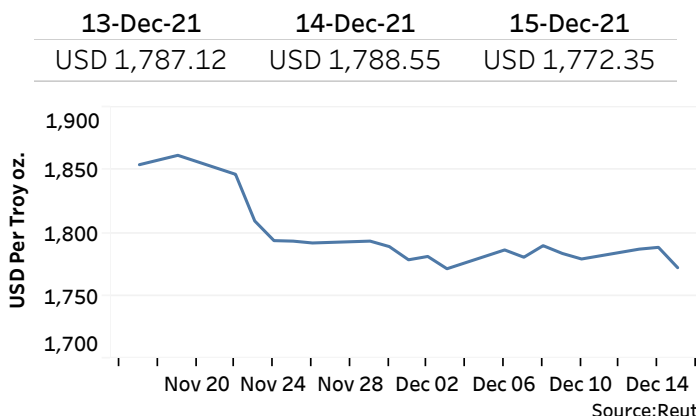
15-Dec-21	TT Buying	TT Selling
Rs. Per Unit		
USD	198.5008	202.9992
GBP	261.4009	269.7294
EUR	223.1330	231.6973
JPY	1.7354	1.8006

Indicative USD Spot Exchange Rate



Source: Central Bank of Sri Lanka

Gold Price

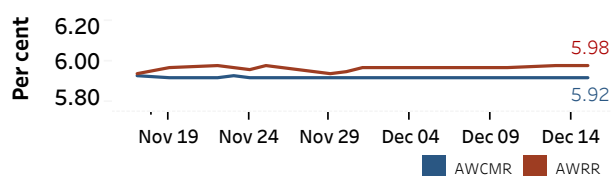


Source: Reuters

Money Market

Policy Rates: SDF Rate: 5.00% SLF Rate: 6.00% Bank Rate: 9.00% SRR: 4.00%

Overnight Money Market Rates



14-Dec-21 15-Dec-21

Overnight Liquidity (Rs. bn) -296.28 -299.05

Yield Rates of T-Bills

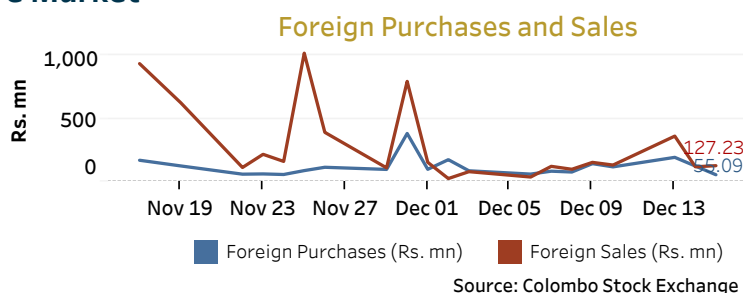
	Primary Market	Secondary Market
	10-Dec-21	14-Dec-21
91 Day	7.05	6.97
182 Day	7.84	7.78
364 Day	8.11	8.01

Source: Central Bank of Sri Lanka

Share Market

15-Dec-21	
ASPI	11,754.46
S&P SL20	4,233.02
Daily Turnover	
Rs. 7,444.44 mn	

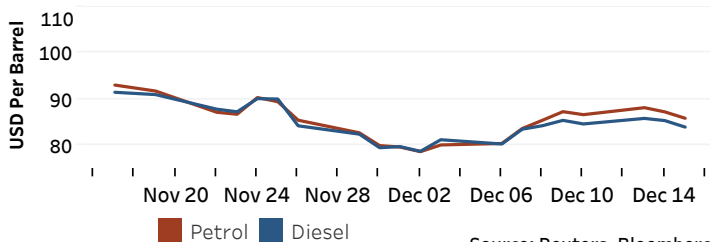
Market Capitalisation	PE Ratio
Rs. 5,252.43 bn	13.2



Source: Colombo Stock Exchange

Energy

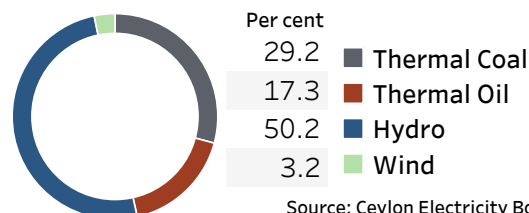
Crude Oil			Refined (Singapore Platts)		
USD per Barrel			USD per Barrel		
16-Dec-21 *	14-Dec-21		15-Dec-21		
Brent	WTI	OPEC	Petrol	Diesel	Kerosene
74.61	71.76	74.28	85.92	84.01	83.74



Source: Reuters, Bloomberg

Electricity Generation

15-Dec-21	
Total Energy (GWh)	44.22
Peak Demand (MW)	2,420.20



Source: Ceylon Electricity Board