

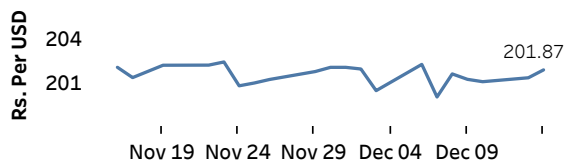


Real GDP 2021 Q2: 12.3% NCPI Y-o-Y Change (2013=100) Oct: 8.3% CCPI Y-o-Y Change (2013=100) Nov: 9.9%

Exchange Rates

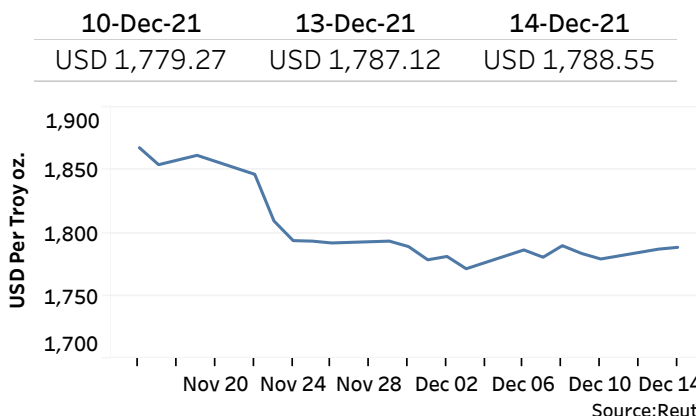
14-Dec-21	TT Buying	TT Selling
Rs. Per Unit		
USD	198.5008	202.9992
GBP	260.7687	269.0873
EUR	223.4659	232.0365
JPY	1.7367	1.8020

Indicative USD Spot Exchange Rate



Source: Central Bank of Sri Lanka

Gold Price

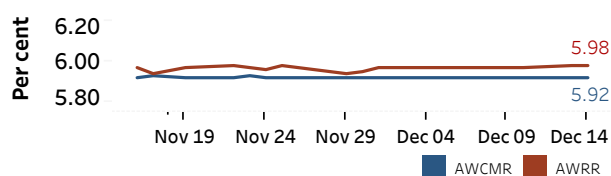


Source: Reuters

Money Market

Policy Rates: SDF Rate: 5.00% SLF Rate: 6.00% Bank Rate: 9.00% SRR: 4.00%

Overnight Money Market Rates



13-Dec-21 14-Dec-21

Overnight Liquidity (Rs. bn) -304.97 -296.28

Yield Rates of T-Bills

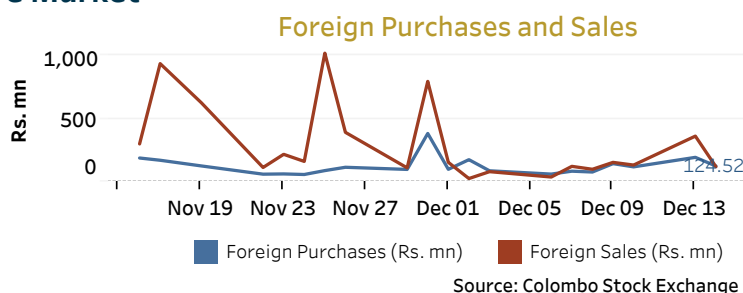
	Primary Market	Secondary Market
	10-Dec-21	13-Dec-21
91 Day	7.05	6.98
182 Day	7.84	7.72
364 Day	8.11	7.88

Source: Central Bank of Sri Lanka

Share Market

14-Dec-21		
ASPI	▲	11,796.88
S&P SL20	▲	4,248.54
Daily Turnover		
Rs. 8,493.22 mn		

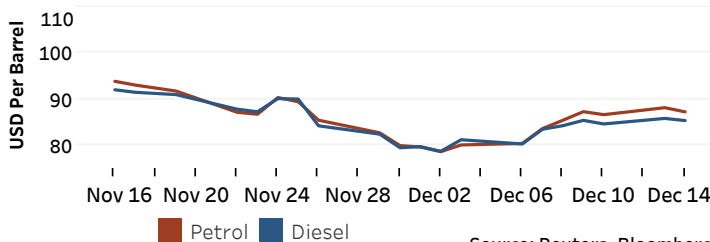
Market Capitalisation	PE Ratio
Rs. 5,268.09 bn	13.3



Source: Colombo Stock Exchange

Energy

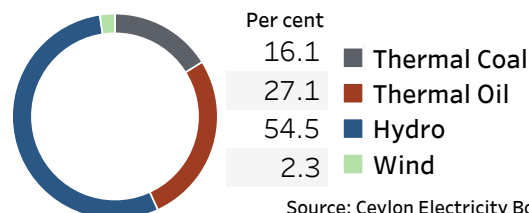
Crude Oil			Refined (Singapore Platts)		
USD per Barrel			USD per Barrel		
15-Dec-21 *	13-Dec-21		14-Dec-21		
Brent	WTI	OPEC	Petrol	Diesel	Kerosene
73.13	70.09	75.04	87.30	85.42	85.08



Source: Reuters, Bloomberg

Electricity Generation

14-Dec-21	
Total Energy (GWh)	43.75
Peak Demand (MW)	2,314.00



Source: Ceylon Electricity Board