

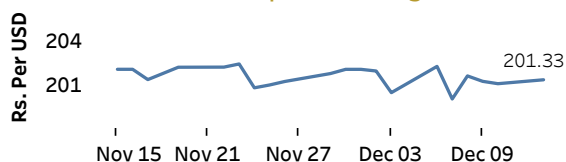


Real GDP 2021 Q2: 12.3% NCPI Y-o-Y Change (2013=100) Oct: 8.3% CCPI Y-o-Y Change (2013=100) Nov: 9.9%

Exchange Rates

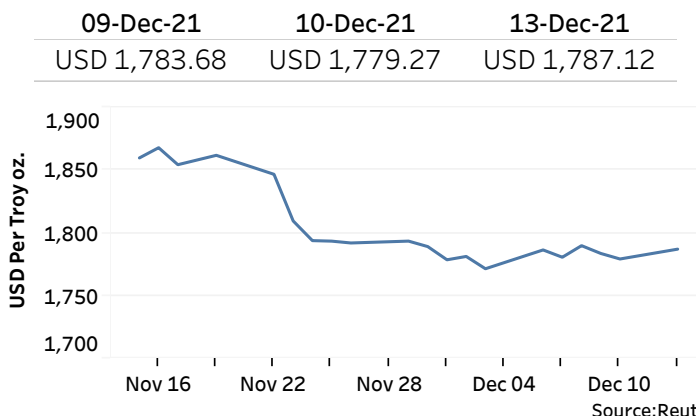
13-Dec-21	TT Buying	TT Selling
Rs. Per Unit		
USD	198.5008	202.9992
GBP	261.8514	270.1819
EUR	223.9254	232.5001
JPY	1.7378	1.8034

Indicative USD Spot Exchange Rate



Source: Central Bank of Sri Lanka

Gold Price

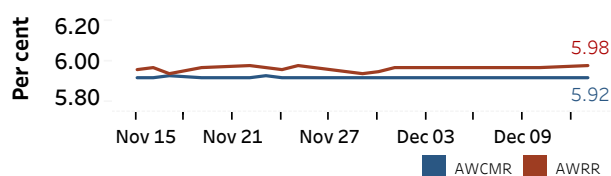


Source: Reuters

Money Market

Policy Rates: SDF Rate: 5.00% SLF Rate: 6.00% Bank Rate: 9.00% SRR: 4.00%

Overnight Money Market Rates



10-Dec-21 13-Dec-21

Overnight Liquidity (Rs. bn) -283.39 -304.97

Yield Rates of T-Bills

	Primary Market	Secondary Market
	10-Dec-21	10-Dec-21
91 Day	7.05	6.93
182 Day	7.84	7.72
364 Day	8.11	7.90

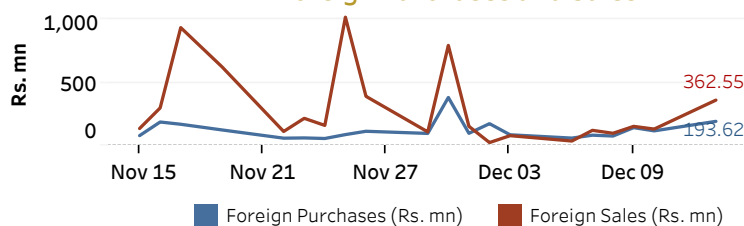
Source: Central Bank of Sri Lanka

Share Market

13-Dec-21	
ASPI	▲ 11,662.38
S&P SL20	▲ 4,193.28
Daily Turnover	
Rs. 8,169.02 mn	

Market Capitalisation	PE Ratio
Rs. 5,204.74 bn	13.1

Foreign Purchases and Sales

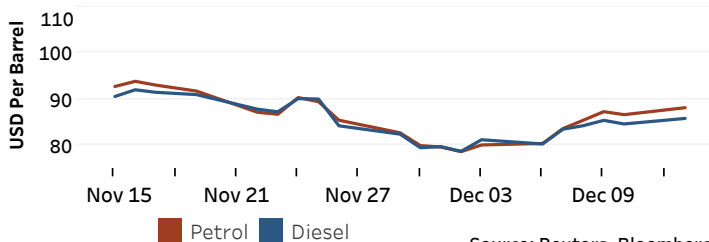


Source: Colombo Stock Exchange

Energy

Petroleum Products

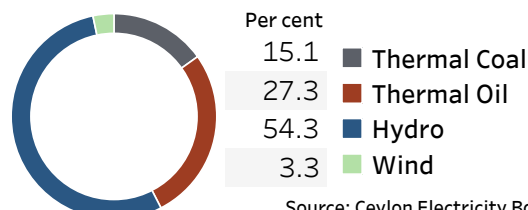
Crude Oil			Refined (Singapore Platts)		
14-Dec-21 *	10-Dec-21		13-Dec-21		
Brent	WTI	OPEC	Petrol	Diesel	Kerosene
74.21	71.14	74.03	88.21	85.89	85.23



Source: Reuters, Bloomberg

Electricity Generation

13-Dec-21	
Total Energy (GWh)	43.14
Peak Demand (MW)	2,286.40



Source: Ceylon Electricity Board