

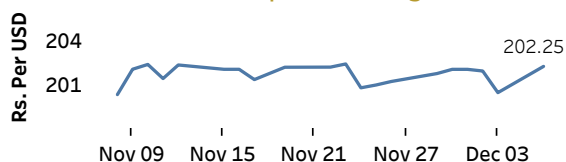


Real GDP 2021 Q2: 12.3% NCPI Y-o-Y Change (2013=100) Oct: 8.3% CCPI Y-o-Y Change (2013=100) Nov: 9.9%

Exchange Rates

06-Dec-21	TT Buying	TT Selling
Rs. Per Unit		
USD	198.5008	202.9992
GBP	261.2651	269.8915
EUR	223.6718	232.2319
JPY	1.7444	1.8137

Indicative USD Spot Exchange Rate



Source: Central Bank of Sri Lanka

Gold Price

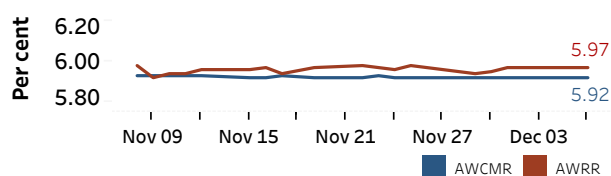


Source: Reuters

Money Market

Policy Rates: SDF Rate: 5.00% SLF Rate: 6.00% Bank Rate: 9.00% SRR: 4.00%

Overnight Money Market Rates



Crude Oil 03-Dec-21 06-Dec-21

Overnight Liquidity (Rs. bn) -264.80 -252.56

Yield Rates of T-Bills

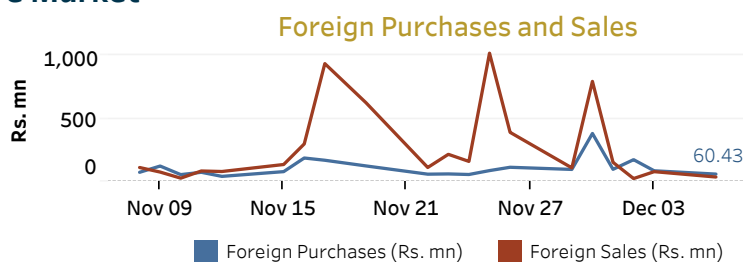
	Primary Market	Secondary Market
	03-Dec-21	03-Dec-21
91 Day	7.23	7.20
182 Day	7.97	7.95
364 Day	8.12	8.07

Source: Central Bank of Sri Lanka

Share Market

06-Dec-21	
ASPI	▲ 11,034.41
S&P SL20	▲ 3,947.00
Daily Turnover	
Rs. 6,735.33 mn	

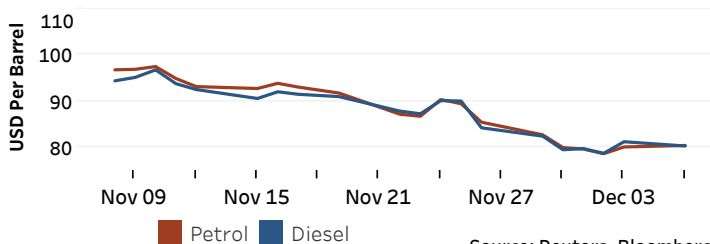
Market Capitalisation	PE Ratio
Rs. 4,924.49 bn	13.1



Source: Colombo Stock Exchange

Energy

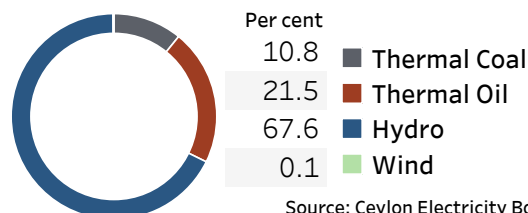
Crude Oil			Refined (Singapore Platts)		
07-Dec-21 *		03-Dec-21	06-Dec-21		
Brent	WTI	OPEC	Petrol	Diesel	Kerosene
73.54	70.10	71.61	80.47	80.36	79.39



Source: Reuters, Bloomberg

Electricity Generation

06-Dec-21	
Total Energy (GWh)	43.04
Peak Demand (MW)	2,246.60



Source: Ceylon Electricity Board