

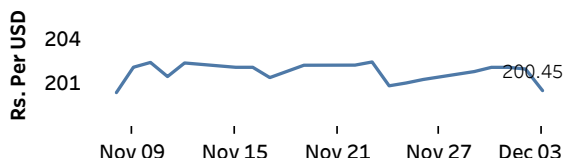


Real GDP 2021 Q2: 12.3% NCPI Y-o-Y Change (2013=100) Oct: 8.3% CCPI Y-o-Y Change (2013=100) Nov: 9.9%

Exchange Rates

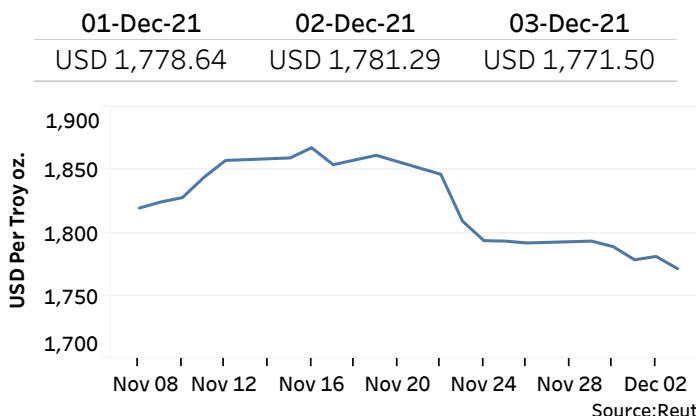
03-Dec-21	TT Buying	TT Selling
Rs. Per Unit		
USD	198.5008	202.9992
GBP	262.3757	271.0184
EUR	223.7719	232.3325
JPY	1.7434	1.8128

Indicative USD Spot Exchange Rate



Source: Central Bank of Sri Lanka

Gold Price

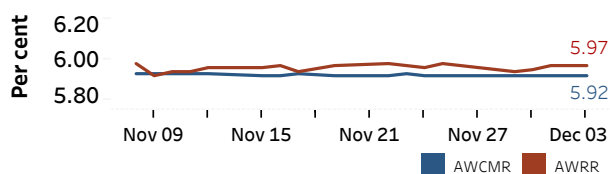


Source: Reuters

Money Market

Policy Rates: SDF Rate: 5.00% SLF Rate: 6.00% Bank Rate: 9.00% SRR: 4.00%

Overnight Money Market Rates



Crude Oil 02-Dec-21 03-Dec-21

Overnight Liquidity (Rs. bn) -233.81 -264.80

Yield Rates of T-Bills

	Primary Market 26-Nov-21	Secondary Market 02-Dec-21
91 Day	7.53	7.04
182 Day	8.02	7.57
364 Day	8.16	7.98

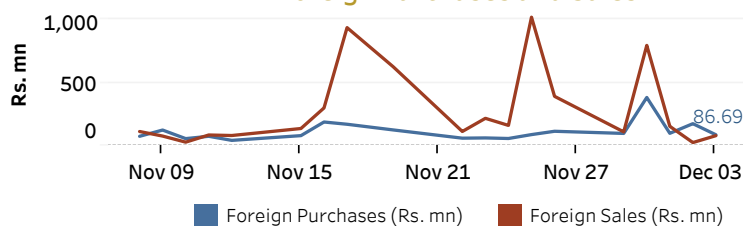
Source: Central Bank of Sri Lanka

Share Market

	03-Dec-21
ASPI	10,988.32
S&P SL20	3,884.57
Daily Turnover	Rs. 7,082.19 mn

Market Capitalisation	PE Ratio
Rs. 4,903.91 bn	13.3

Foreign Purchases and Sales



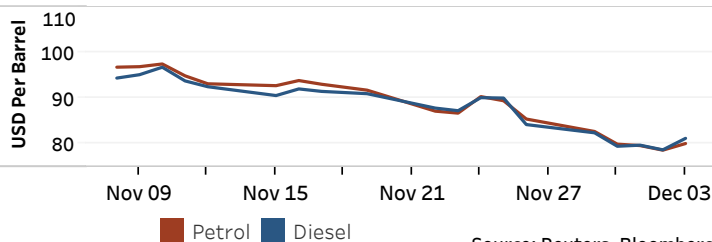
Source: Colombo Stock Exchange

Energy

USD per Barrel

Petroleum Products

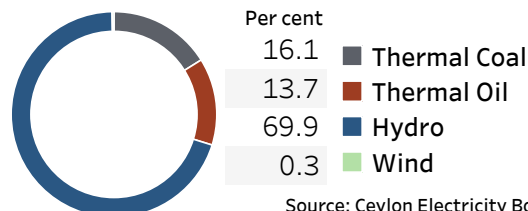
Crude Oil			Refined (Singapore Platts)		
06-Dec-21 *	02-Dec-21	03-Dec-21	Petrol	Diesel	Kerosene
Brent	WTI	OPEC	80.15	81.28	80.29
71.44	67.83	70.03			



Source: Reuters, Bloomberg

Electricity Generation

	03-Dec-21
Total Energy (GWh)	32.28
Peak Demand (MW)	2,003.00



Source: Ceylon Electricity Board