

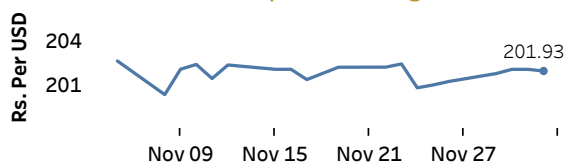


Real GDP 2021 Q2: 12.3%    NCPI Y-o-Y Change (2013=100) Oct: 8.3%    CCPI Y-o-Y Change (2013=100) Nov: 9.9%

## Exchange Rates

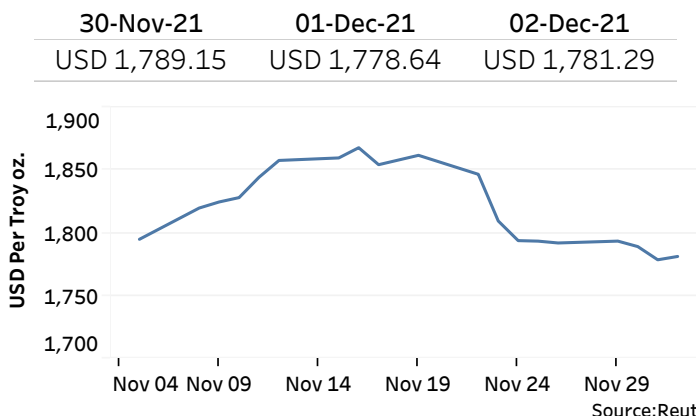
02-Dec-21	TT Buying	TT Selling
Rs. Per Unit		
USD	198.5008	202.9992
GBP	262.6092	271.2564
EUR	224.5024	233.0767
JPY	1.7452	1.8145

### Indicative USD Spot Exchange Rate



Source: Central Bank of Sri Lanka

## Gold Price

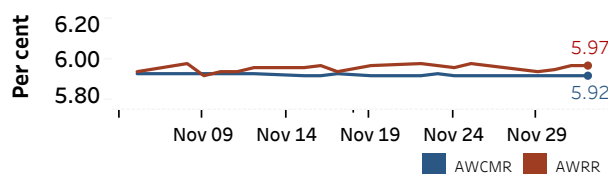


Source: Reuters

## Money Market

Policy Rates: SDF Rate: 5.00%    SLF Rate: 6.00%    Bank Rate: 9.00%    SRR: 4.00%

### Overnight Money Market Rates



01-Dec-21    02-Dec-21

Overnight Liquidity (Rs. bn)    -218.33    -233.81

### Yield Rates of T-Bills

	Primary Market	Secondary Market
	26-Nov-21	01-Dec-21
91 Day	7.53	7.01
182 Day	8.02	7.58
364 Day	8.16	7.98

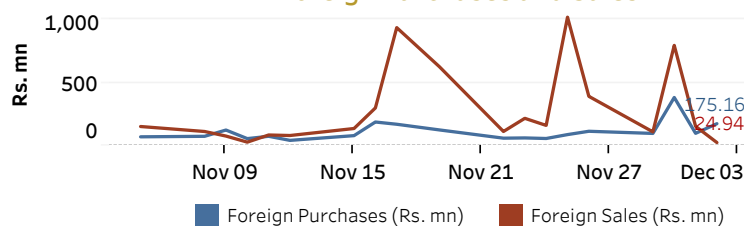
Source: Central Bank of Sri Lanka

## Share Market

02-Dec-21	
ASPI	11,252.30
S&P SL20	3,912.88
Daily Turnover	
Rs. 6,479.50 mn	

Market Capitalisation	PE Ratio
Rs. 5,021.73 bn	13.5

### Foreign Purchases and Sales

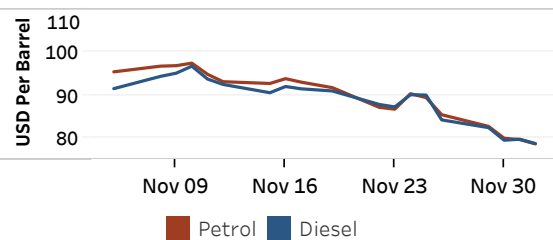


Source: Colombo Stock Exchange

## Energy

### Refined Oil Products - Singapore Market

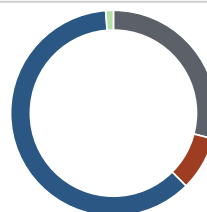
USD per Barrel	Petrol	Diesel
02-Dec-21	78.70	78.77



Source: Reuters

### Electricity Generation

02-Dec-21	
Total Energy (GWh)	43.30
Peak Demand (MW)	2,531.50



Source: Ceylon Electricity Board