

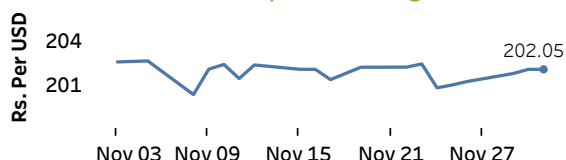


Real GDP 2021 Q2: 12.3% NCPI Y-o-Y Change (2013=100) Oct: 8.3% CCPI Y-o-Y Change (2013=100) Nov: 9.9%

Exchange Rates

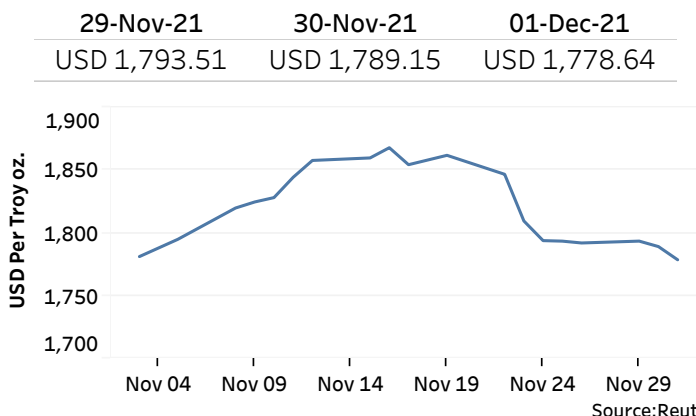
01-Dec-21	TT Buying	TT Selling
Rs. Per Unit		
USD	198.5008	202.9992
GBP	262.5252	271.1699
EUR	224.2742	232.8435
JPY	1.7382	1.8074

Indicative USD Spot Exchange Rate



Source: Central Bank of Sri Lanka

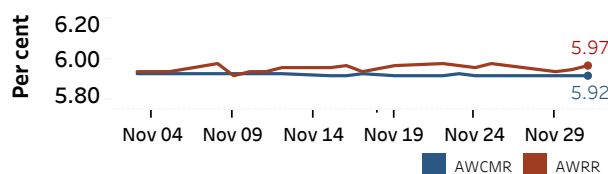
Gold Price



Money Market

Policy Rates: SDF Rate: 5.00% SLF Rate: 6.00% Bank Rate: 9.00% SRR: 4.00%

Overnight Money Market Rates



Yield Rates of T-Bills

	Primary Market	Secondary Market
	26-Nov-21	30-Nov-21
91 Day	7.53	7.22
182 Day	8.02	7.78
364 Day	8.16	7.98

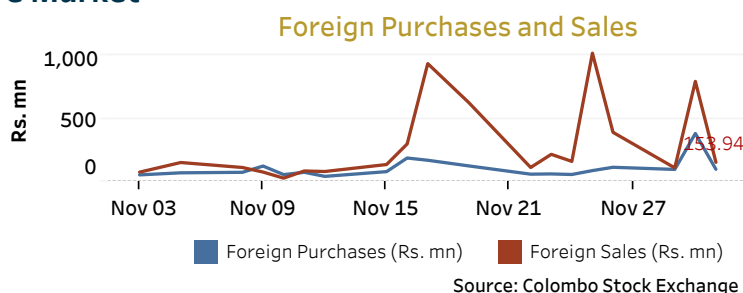
Source: Central Bank of Sri Lanka

	30-Nov-21	01-Dec-21
Overnight Liquidity (Rs. bn)	-220.30	-218.33

Share Market

01-Dec-21	
ASPI	11,409.88
S&P SL20	3,905.65
Daily Turnover	
Rs.11,075.23 mn	

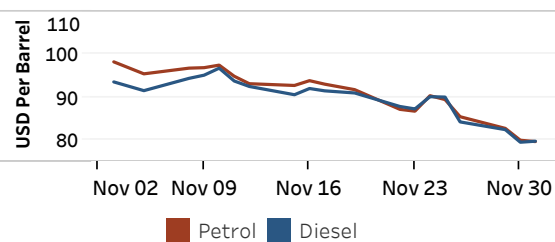
Market Capitalisation	PE Ratio
Rs. 5,092.05 bn	13.7



Energy

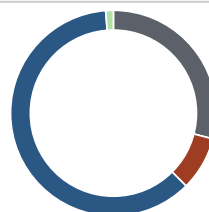
Refined Oil Products - Singapore Market

USD per Barrel	Petrol	Diesel
01-Dec-21	79.70	79.79



Electricity Generation

	01-Dec-21
Total Energy (GWh)	42.79
Peak Demand (MW)	2,470.60



Source: Ceylon Electricity Board