

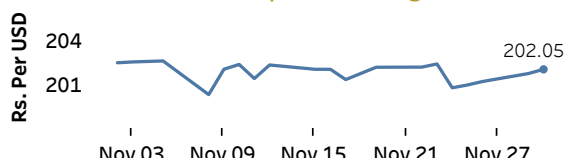


Real GDP 2021 Q2: 12.3% NCPI Y-o-Y Change (2013=100) Oct: 8.3% CCPI Y-o-Y Change (2013=100) Nov: 9.9%

Exchange Rates

30-Nov-21	TT Buying	TT Selling
Rs. Per Unit		
USD	198.5008	202.9992
GBP	263.0174	271.6710
EUR	223.7410	232.4950
JPY	1.7337	1.8028

Indicative USD Spot Exchange Rate



Source: Central Bank of Sri Lanka

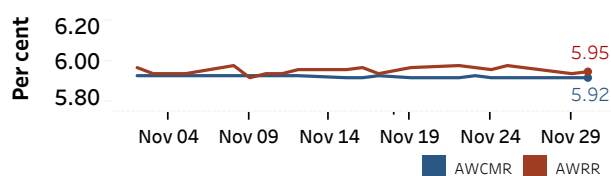
Gold Price



Money Market

Policy Rates: SDF Rate: 5.00% SLF Rate: 6.00% Bank Rate: 9.00% SRR: 4.00%

Overnight Money Market Rates



Yield Rates of T-Bills

	Primary Market	Secondary Market
	26-Nov-21	29-Nov-21
91 Day	7.53	7.42
182 Day	8.02	7.92
364 Day	8.16	7.97

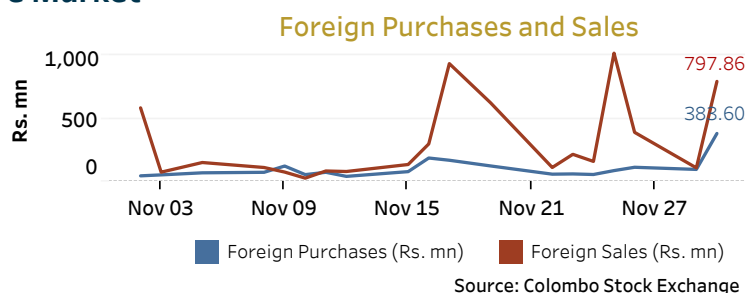
	29-Nov-21	30-Nov-21
Overnight Liquidity (Rs. bn)	-159.31	-220.30

Source: Central Bank of Sri Lanka

Share Market

30-Nov-21		
ASPI	▲	11,440.53
S&P SL20	▲	3,875.96
Daily Turnover		
Rs.10,054.53 mn		

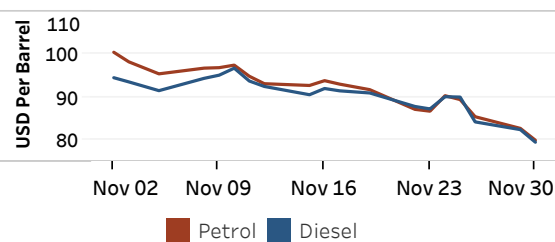
Market Capitalisation	PE Ratio
Rs. 5,105.73 bn	13.9



Energy

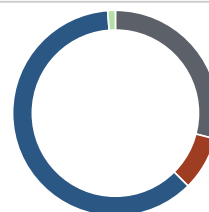
Refined Oil Products - Singapore Market

USD per Barrel	Petrol	Diesel
30-Nov-21	80.01	79.55



Electricity Generation

	29-Nov-21
Total Energy (GWh)	41.14
Peak Demand (MW)	2,501.60



Per cent	Source
29.0	Thermal Coal
8.5	Thermal Oil
61.3	Hydro
1.2	Wind

Source: Ceylon Electricity Board