

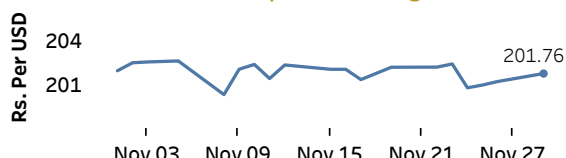


Real GDP 2021 Q2: 12.3% NCPI Y-o-Y Change (2013=100) Oct: 8.3% CCPI Y-o-Y Change (2013=100) Oct: 7.6%

Exchange Rates

29-Nov-21	TT Buying	TT Selling
Rs. Per Unit		
USD	198.5008	202.9992
GBP	263.3368	271.9938
EUR	223.5286	232.0843
JPY	1.7356	1.8048

Indicative USD Spot Exchange Rate



Source: Central Bank of Sri Lanka

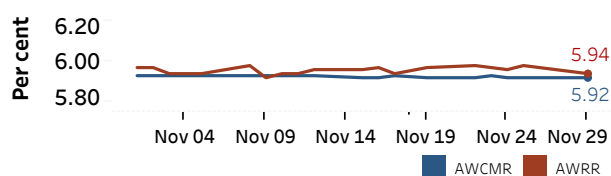
Gold Price



Money Market

Policy Rates: SDF Rate: 5.00% SLF Rate: 6.00% Bank Rate: 9.00% SRR: 4.00%

Overnight Money Market Rates



26-Nov-21 29-Nov-21

Overnight Liquidity (Rs. bn) -194.49 -159.31

Yield Rates of T-Bills

	Primary Market	Secondary Market
	26-Nov-21	26-Nov-21
91 Day	7.53	7.42
182 Day	8.02	8.03
364 Day	8.16	8.10

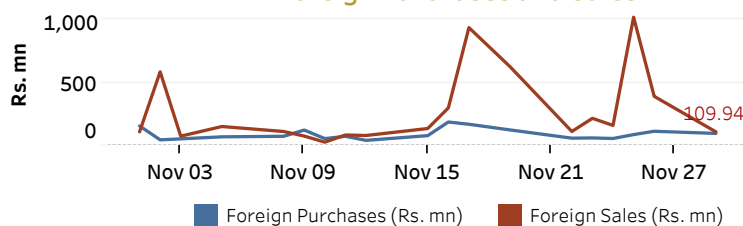
Source: Central Bank of Sri Lanka

Share Market

29-Nov-21		
ASPI	▲	11,202.09
S&P SL20	▲	3,829.65
Daily Turnover		
Rs. 8,970.84 mn		

Market Capitalisation	PE Ratio
Rs. 4,999.32 bn	13.6

Foreign Purchases and Sales

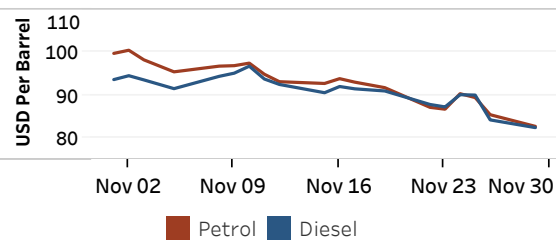


Source: Colombo Stock Exchange

Energy

Refined Oil Products - Singapore Market

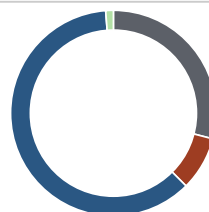
USD per Barrel	Petrol	Diesel
29-Nov-21	82.78	82.49



Source: Reuters

Electricity Generation

29-Nov-21	
Total Energy (GWh)	41.14
Peak Demand (MW)	2,501.60



Per cent	Source
29.0	Thermal Coal
8.5	Thermal Oil
61.3	Hydro
1.2	Wind

Source: Ceylon Electricity Board