

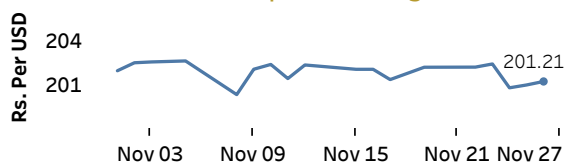


Real GDP 2021 Q2: 12.3%    NCPI Y-o-Y Change (2013=100) Oct: 8.3%    CCPI Y-o-Y Change (2013=100) Oct: 7.6%

## Exchange Rates

26-Nov-21	TT Buying	TT Selling
Rs. Per Unit		
USD	198.5008	202.9992
GBP	262.6398	271.2861
EUR	222.1660	230.6980
JPY	1.7157	1.7846

### Indicative USD Spot Exchange Rate



Source: Central Bank of Sri Lanka

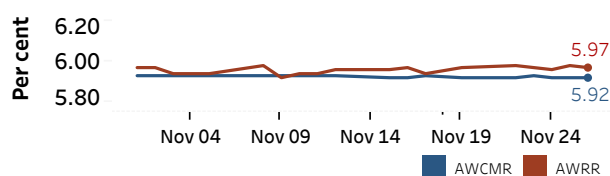
## Gold Price



## Money Market

Policy Rates: SDF Rate: 5.00%    SLF Rate: 6.00%    Bank Rate: 9.00%    SRR: 4.00%

### Overnight Money Market Rates



### Yield Rates of T-Bills

	Primary Market	Secondary Market
	19-Nov-21	25-Nov-21
91 Day	7.77	7.56
182 Day	8.03	7.83
364 Day	8.17	8.00

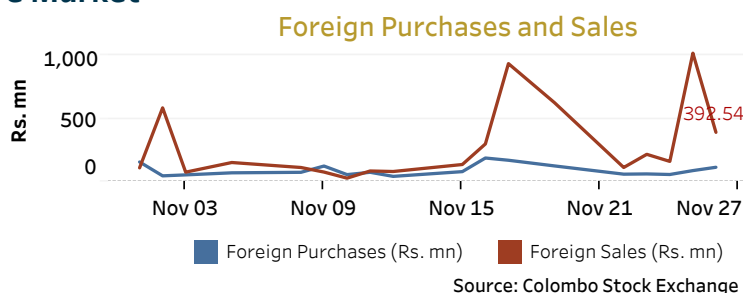
Source: Central Bank of Sri Lanka

	25-Nov-21	26-Nov-21
Overnight Liquidity (Rs. bn)	-211.69	-194.49

## Share Market

26-Nov-21		
ASPI	▲	11,197.68
S&P SL20	▲	3,822.61
Daily Turnover		
Rs. 9,145.26 mn		

Market Capitalisation	PE Ratio
Rs. 4,997.35 bn	13.6



## Energy

### Refined Oil Products - Singapore Market

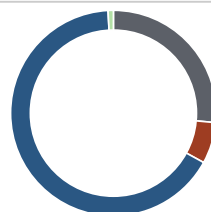
USD per Barrel	Petrol	Diesel
26-Nov-21	85.50	84.29

Date	Petrol (USD/Barrel)	Diesel (USD/Barrel)
Nov 02	100	95
Nov 03	95	90
Nov 04	95	90
Nov 05	95	90
Nov 06	95	90
Nov 07	95	90
Nov 08	95	90
Nov 09	95	90
Nov 10	95	90
Nov 11	95	90
Nov 12	95	90
Nov 13	95	90
Nov 14	95	90
Nov 15	95	90
Nov 16	95	90
Nov 17	95	90
Nov 18	95	90
Nov 19	95	90
Nov 20	95	90
Nov 21	95	90
Nov 22	95	90
Nov 23	95	90

Source: Reuters

### Electricity Generation

	26-Nov-21
Total Energy (GWh)	42.60
Peak Demand (MW)	2,494.10



Per cent	Source
26.5	Thermal Coal
6.5	Thermal Oil
66.2	Hydro
0.8	Wind

Source: Ceylon Electricity Board