

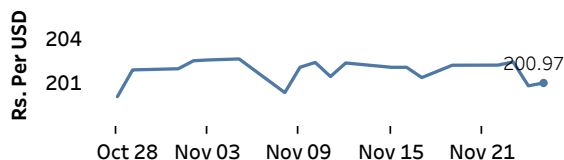


Real GDP 2021 Q2: 12.3%    NCPI Y-o-Y Change (2013=100) Oct: 8.3%    CCPI Y-o-Y Change (2013=100) Oct: 7.6%

## Exchange Rates

25-Nov-21	TT Buying	TT Selling
Rs. Per Unit		
USD	198.5008	202.9992
GBP	263.3115	271.9690
EUR	221.9868	230.5160
JPY	1.7080	1.7768

### Indicative USD Spot Exchange Rate



Source: Central Bank of Sri Lanka

## Gold Price

23-Nov-21	24-Nov-21	25-Nov-21
USD 1,809.54	USD 1,793.89	USD 1,793.49

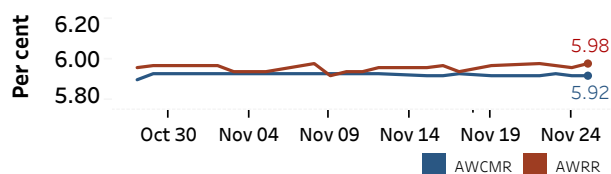


Source: Reuters

## Money Market

Policy Rates: SDF Rate: 5.00%    SLF Rate: 6.00%    Bank Rate: 9.00%    SRR: 4.00%

### Overnight Money Market Rates



24-Nov-21    25-Nov-21

Overnight Liquidity (Rs. bn)    -224.10    -211.69

### Yield Rates of T-Bills

	Primary Market 19-Nov-21	Secondary Market 24-Nov-21
91 Day	7.77	7.61
182 Day	8.03	7.83
364 Day	8.17	8.07

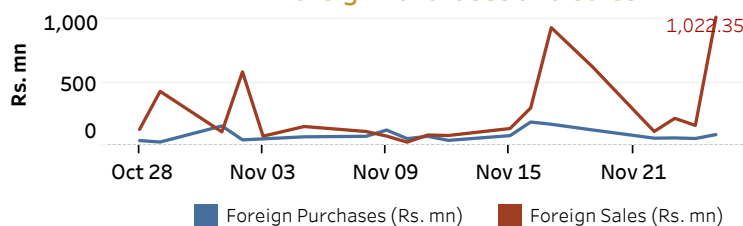
Source: Central Bank of Sri Lanka

## Share Market

25-Nov-21	
ASPI	▲ 11,025.73
S&P SL20	▲ 3,767.41
Daily Turnover	
Rs. 9,980.32 mn	

Market Capitalisation	PE Ratio
Rs. 4,920.61 bn	13.4

### Foreign Purchases and Sales

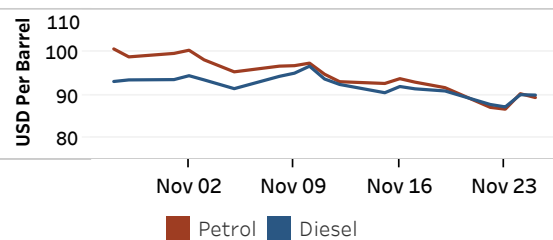


Source: Colombo Stock Exchange

## Energy

### Refined Oil Products - Singapore Market

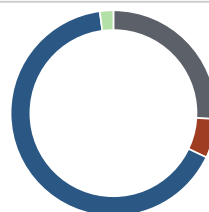
USD per Barrel	Petrol	Diesel
25-Nov-21	89.50	90.08



Source: Reuters

### Electricity Generation

25-Nov-21	
Total Energy (GWh)	43.45
Peak Demand (MW)	2,442.50



Source: Ceylon Electricity Board