

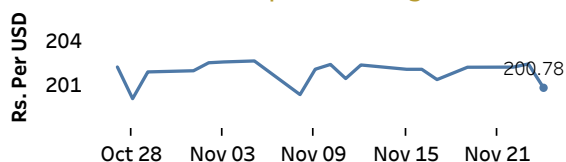


Real GDP 2021 Q2: 12.3%    NCPI Y-o-Y Change (2013=100) Oct: 8.3%    CCPI Y-o-Y Change (2013=100) Oct: 7.6%

## Exchange Rates

24-Nov-21	TT Buying	TT Selling
Rs. Per Unit		
USD	198.5008	202.9992
GBP	264.1476	272.8185
EUR	222.2149	230.5969
JPY	1.7116	1.7804

### Indicative USD Spot Exchange Rate



Source: Central Bank of Sri Lanka

## Gold Price

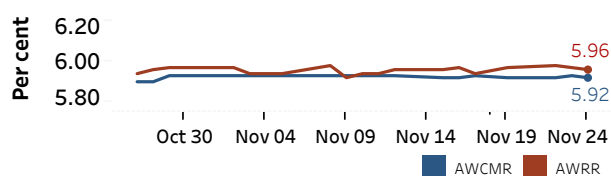


Source: Reuters

## Money Market

Policy Rates: SDF Rate: 5.00%    SLF Rate: 6.00%    Bank Rate: 9.00%    SRR: 4.00%

### Overnight Money Market Rates



23-Nov-21    24-Nov-21

Overnight Liquidity (Rs. bn)    -233.68    -224.10

### Yield Rates of T-Bills

	Primary Market 19-Nov-21	Secondary Market 23-Nov-21
91 Day	7.77	7.73
182 Day	8.03	7.83
364 Day	8.17	8.16

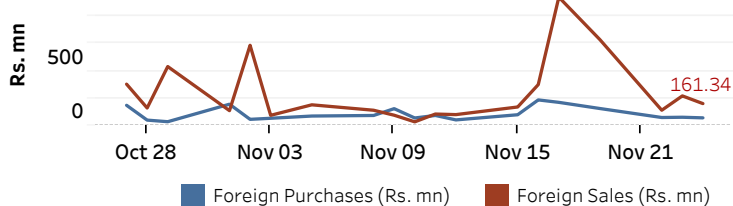
Source: Central Bank of Sri Lanka

## Share Market

24-Nov-21	
ASPI	10,910.06
S&P SL20	3,751.06
Daily Turnover	Rs. 7,560.64 mn

Market Capitalisation	PE Ratio
Rs. 4,868.99 bn	13.2

### Foreign Purchases and Sales

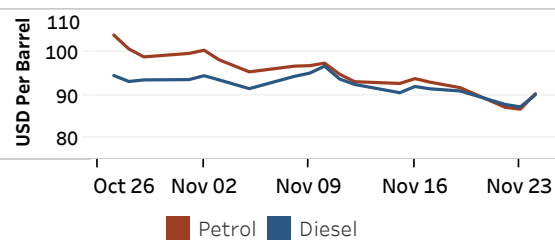


Source: Colombo Stock Exchange

## Energy

### Refined Oil Products - Singapore Market

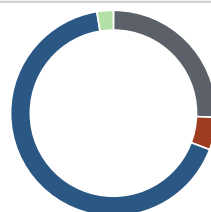
USD per Barrel	Petrol	Diesel
24-Nov-21	90.40	90.17



Source: Reuters

### Electricity Generation

24-Nov-21	
Total Energy (GWh)	43.02
Peak Demand (MW)	2,414.20



Per cent	Source
25.7	Thermal Coal
5.1	Thermal Oil
66.7	Hydro
2.6	Wind

Source: Ceylon Electricity Board