

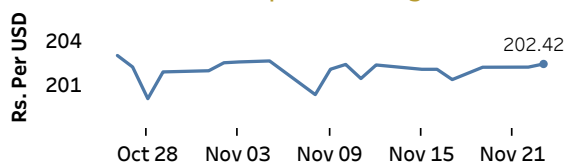


Real GDP 2021 Q2: 12.3% NCPI Y-o-Y Change (2013=100) Oct: 8.3% CCPI Y-o-Y Change (2013=100) Oct: 7.6%

Exchange Rates

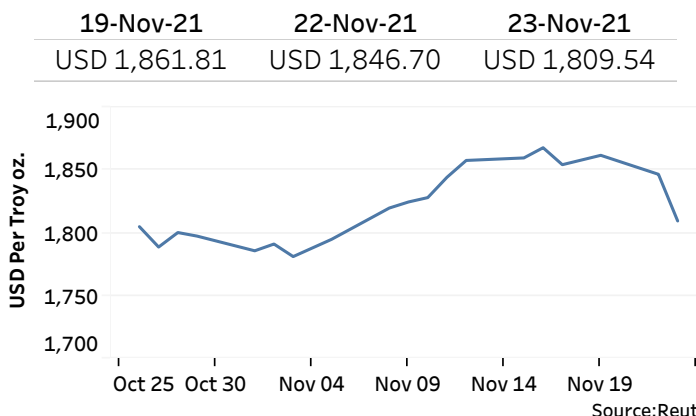
23-Nov-21	TT Buying	TT Selling
Rs. Per Unit		
USD	198.5008	202.9992
GBP	264.4428	273.1154
EUR	222.0570	230.4339
JPY	1.7151	1.7839

Indicative USD Spot Exchange Rate



Source: Central Bank of Sri Lanka

Gold Price

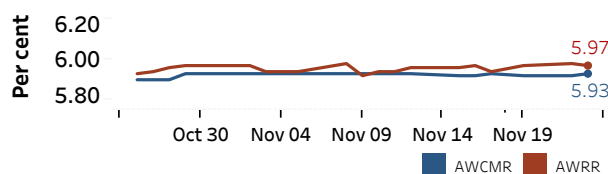


Source: Reuters

Money Market

Policy Rates: SDF Rate: 5.00% SLF Rate: 6.00% Bank Rate: 9.00% SRR: 4.00%

Overnight Money Market Rates



22-Nov-21 23-Nov-21

Overnight Liquidity (Rs. bn) -223.46 -233.68

Yield Rates of T-Bills

	Primary Market	Secondary Market
	19-Nov-21	22-Nov-21
91 Day	7.77	7.65
182 Day	8.03	7.83
364 Day	8.17	8.16

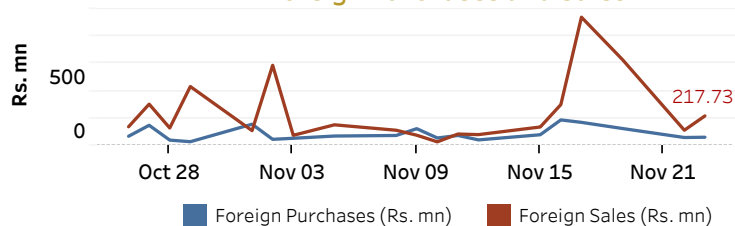
Source: Central Bank of Sri Lanka

Share Market

23-Nov-21		
ASPI	▲	10,928.60
S&P SL20	▲	3,747.53
Daily Turnover		
Rs.6,617.87 mn		

Market Capitalisation	PE Ratio
Rs. 4,877.26 bn	13.3

Foreign Purchases and Sales

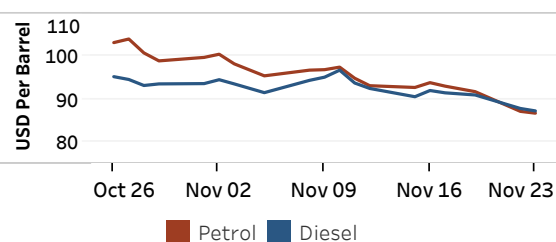


Source: Colombo Stock Exchange

Energy

Refined Oil Products - Singapore Market

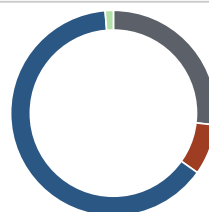
USD per Barrel	Petrol	Diesel
23-Nov-21	86.79	87.32



Source: Reuters

Electricity Generation

23-Nov-21	
Total Energy (GWh)	44.29
Peak Demand (MW)	2,492.10



Source: Ceylon Electricity Board