

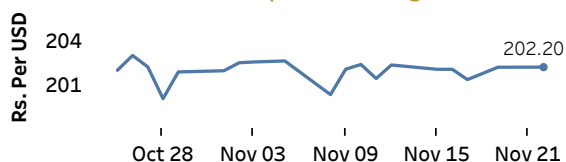


Real GDP 2021 Q2: 12.3% NCPI Y-o-Y Change (2013=100) Oct: 8.3% CCPI Y-o-Y Change (2013=100) Oct: 7.6%

Exchange Rates

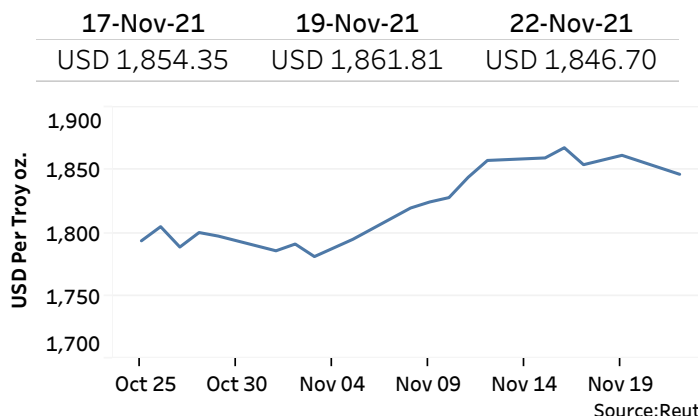
22-Nov-21	TT Buying	TT Selling
Rs. Per Unit		
USD	198.5008	202.9992
GBP	265.2390	273.9246
EUR	222.8666	231.2595
JPY	1.7266	1.7956

Indicative USD Spot Exchange Rate



Source: Central Bank of Sri Lanka

Gold Price

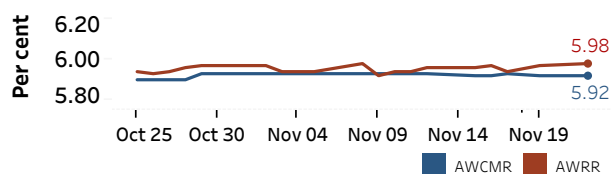


Source: Reuters

Money Market

Policy Rates: SDF Rate: 5.00% SLF Rate: 6.00% Bank Rate: 9.00% SRR: 4.00%

Overnight Money Market Rates



19-Nov-21 22-Nov-21

Overnight Liquidity (Rs. bn) -224.74 -223.46

Yield Rates of T-Bills

	Primary Market	Secondary Market
	19-Nov-21	19-Nov-21
91 Day	7.77	7.75
182 Day	8.03	7.89
364 Day	8.17	8.16

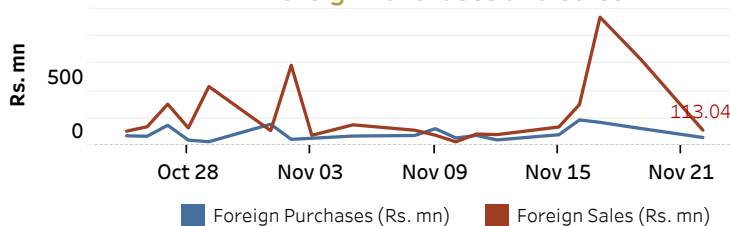
Source: Central Bank of Sri Lanka

Share Market

22-Nov-21		
ASPI	▲	10,817.24
S&P SL20	▲	3,698.12
Daily Turnover		
Rs. 6,154.93 mn		

Market Capitalisation	PE Ratio
Rs. 4,827.53 bn	13.1

Foreign Purchases and Sales

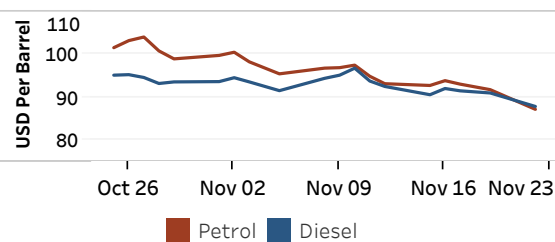


Source: Colombo Stock Exchange

Energy

Refined Oil Products - Singapore Market

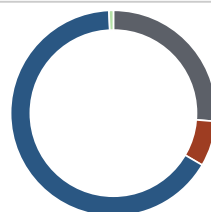
USD per Barrel	Petrol	Diesel
22-Nov-21	87.22	87.89



Source: Reuters

Electricity Generation

22-Nov-21	
Total Energy (GWh)	42.96
Peak Demand (MW)	2,582.10



Per cent	Source
26.3	Thermal Coal
7.1	Thermal Oil
65.9	Hydro
0.7	Wind

Source: Ceylon Electricity Board