

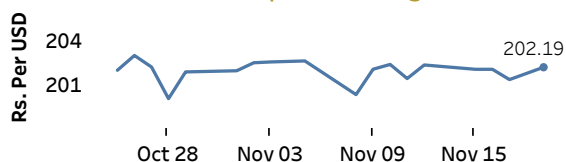


Real GDP 2021 Q2: 12.3%    NCPI Y-o-Y Change (2013=100) Sep: 6.2%    CCPI Y-o-Y Change (2013=100) Oct: 7.6%

## Exchange Rates

19-Nov-21	TT Buying	TT Selling
Rs. Per Unit		
USD	198.5008	202.9992
GBP	266.3829	275.0883
EUR	224.5665	232.9907
JPY	1.7245	1.7936

### Indicative USD Spot Exchange Rate



Source: Central Bank of Sri Lanka

## Gold Price

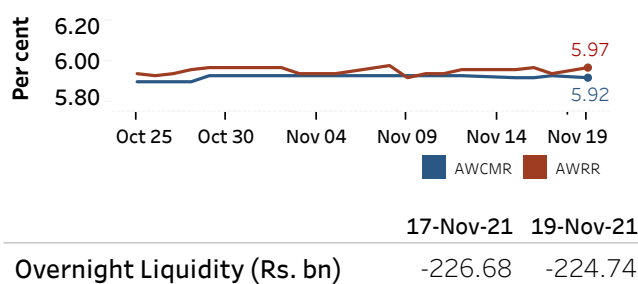


Source: Reuters

## Money Market

Policy Rates: SDF Rate: 5.00%    SLF Rate: 6.00%    Bank Rate: 9.00%    SRR: 4.00%

### Overnight Money Market Rates



17-Nov-21    19-Nov-21

Overnight Liquidity (Rs. bn)    -226.68    -224.74

### Yield Rates of T-Bills

	Primary Market	Secondary Market
	12-Nov-21	17-Nov-21
91 Day	7.98	7.32
182 Day	8.12	7.83
364 Day	8.19	7.90

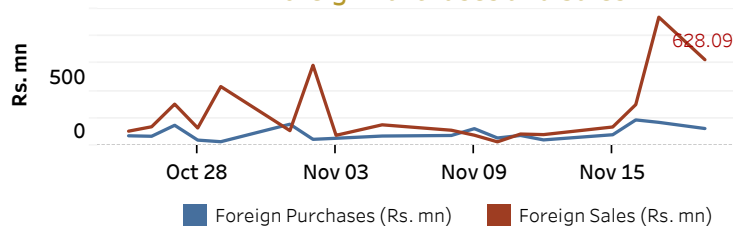
Source: Central Bank of Sri Lanka

## Share Market

19-Nov-21	
ASPI	10,658.72
S&P SL20	3,674.58
Daily Turnover	
Rs. 9,393.80 mn	

Market Capitalisation	PE Ratio
Rs. 4,756.78 bn	12.9

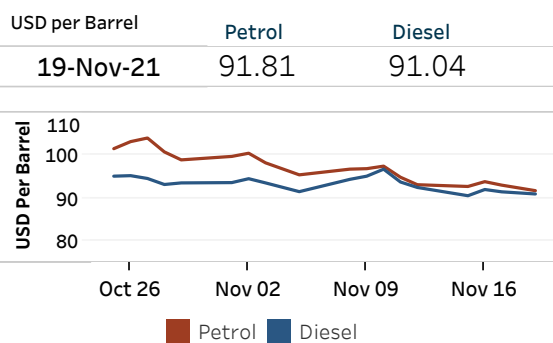
### Foreign Purchases and Sales



Source: Colombo Stock Exchange

## Energy

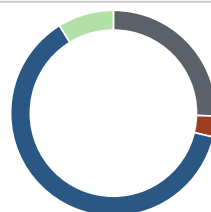
### Refined Oil Products - Singapore Market



Source: Reuters

### Electricity Generation

	19-Nov-21
Total Energy (GWh)	41.56
Peak Demand (MW)	2,387.30



Per cent	Source
25.5	Thermal Coal
3.3	Thermal Oil
62.5	Hydro
8.8	Wind

Source: Ceylon Electricity Board