

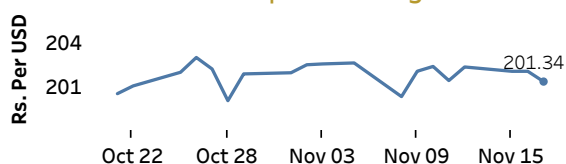


Real GDP 2021 Q2: 12.3% NCPI Y-o-Y Change (2013=100) Sep: 6.2% CCPI Y-o-Y Change (2013=100) Oct: 7.6%

Exchange Rates

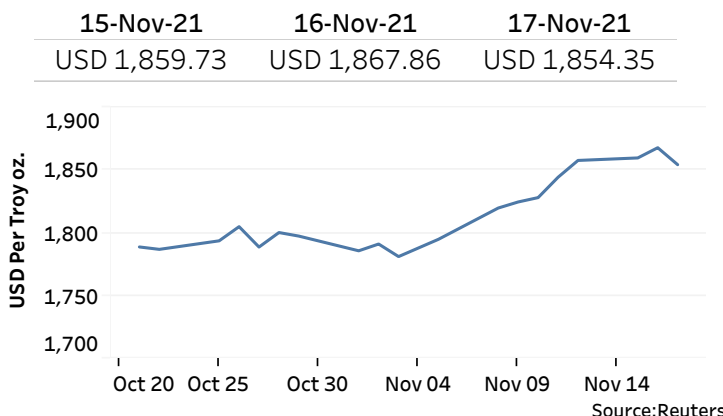
Rs. Per Unit	TT Buying	TT Selling
USD	198.5008	202.9992
GBP	265.1697	273.8549
EUR	223.8524	232.2625
JPY	1.7169	1.7858

Indicative USD Spot Exchange Rate



Source: Central Bank of Sri Lanka

Gold Price

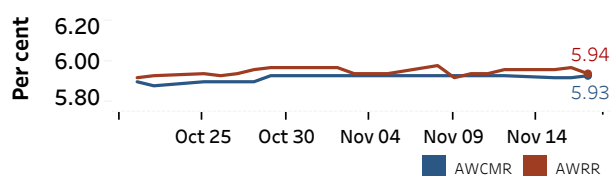


Source: Reuters

Money Market

Policy Rates: SDF Rate: 5.00% SLF Rate: 6.00% Bank Rate: 9.00% SRR: 4.00%

Overnight Money Market Rates



16-Nov-21 17-Nov-21

Overnight Liquidity (Rs. bn) -226.22 -226.68

Yield Rates of T-Bills

	Primary Market	Secondary Market
	12-Nov-21	16-Nov-21
91 Day	7.98	7.34
182 Day	8.12	7.93
364 Day	8.19	7.90

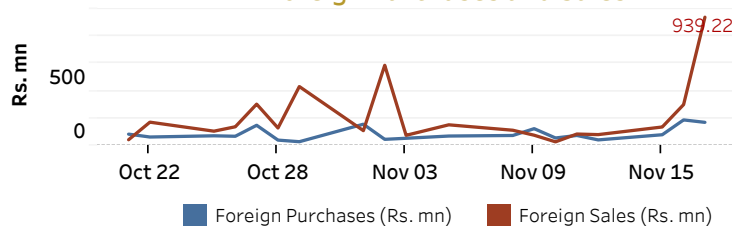
Source: Central Bank of Sri Lanka

Share Market

17-Nov-21	
ASPI	▲ 11,024.89
S&P SL20	▲ 3,652.66
Daily Turnover	
Rs.10,254.79 mn	

Market Capitalisation	PE Ratio
Rs. 4,920.20 bn	13.4

Foreign Purchases and Sales

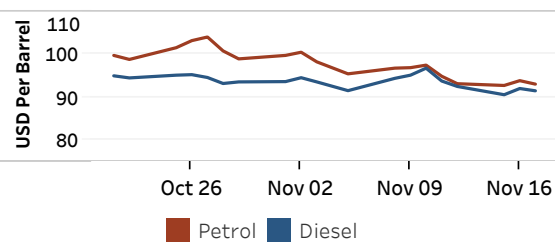


Source: Colombo Stock Exchange

Energy

Refined Oil Products - Singapore Market

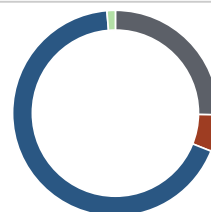
USD per Barrel	Petrol	Diesel
17-Nov-21	93.10	91.54



Source: Reuters

Electricity Generation

	17-Nov-21
Total Energy (GWh)	43.26
Peak Demand (MW)	2,435.50



Per cent	Source
25.3	Thermal Coal
5.8	Thermal Oil
67.7	Hydro
1.3	Wind

Source: Ceylon Electricity Board