

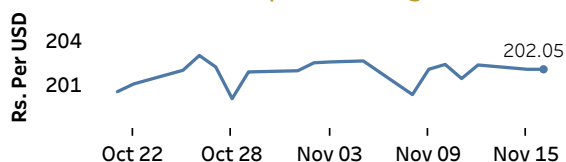


Real GDP 2021 Q2: 12.3% NCPI Y-o-Y Change (2013=100) Sep: 6.2% CCPI Y-o-Y Change (2013=100) Oct: 7.6%

Exchange Rates

16-Nov-21	TT Buying	TT Selling
Rs. Per Unit		
USD	198.5008	202.9992
GBP	265.0638	273.7488
EUR	224.9662	233.3976
JPY	1.7253	1.7943

Indicative USD Spot Exchange Rate



Source: Central Bank of Sri Lanka

Gold Price

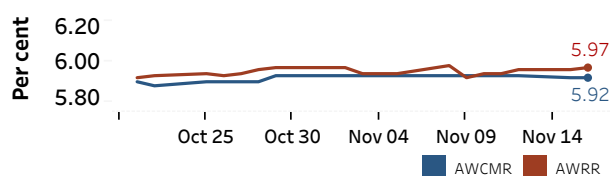


Source: Reuters

Money Market

Policy Rates: SDF Rate: 5.00% SLF Rate: 6.00% Bank Rate: 9.00% SRR: 4.00%

Overnight Money Market Rates



15-Nov-21 16-Nov-21

Overnight Liquidity (Rs. bn) -211.03 -226.22

Yield Rates of T-Bills

	Primary Market	Secondary Market
	12-Nov-21	15-Nov-21
91 Day	7.98	7.34
182 Day	8.12	8.07
364 Day	8.19	8.11

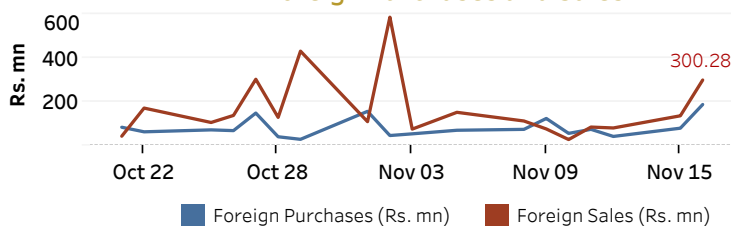
Source: Central Bank of Sri Lanka

Share Market

16-Nov-21		
ASPI	▲	11,008.33
S&P SL20	▲	3,606.85
Daily Turnover		
Rs.10,272.52 mn		

Market Capitalisation	PE Ratio
Rs. 4,912.81 bn	13.4

Foreign Purchases and Sales

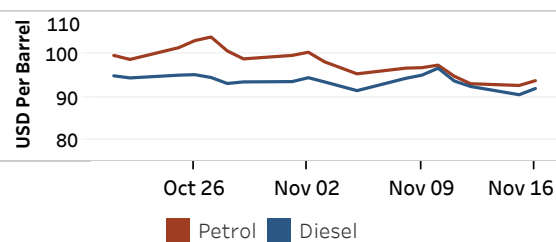


Source: Colombo Stock Exchange

Energy

Refined Oil Products - Singapore Market

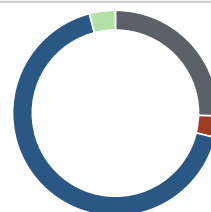
USD per Barrel	Petrol	Diesel
16-Nov-21	93.91	92.08



Source: Reuters

Electricity Generation

16-Nov-21	
Total Energy (GWh)	42.51
Peak Demand (MW)	2,474.00



Source: Ceylon Electricity Board