

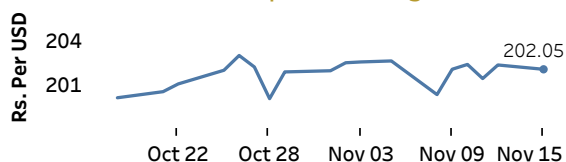


Real GDP 2021 Q2: 12.3% NCPI Y-o-Y Change (2013=100) Sep: 6.2% CCPI Y-o-Y Change (2013=100) Oct: 7.6%

Exchange Rates

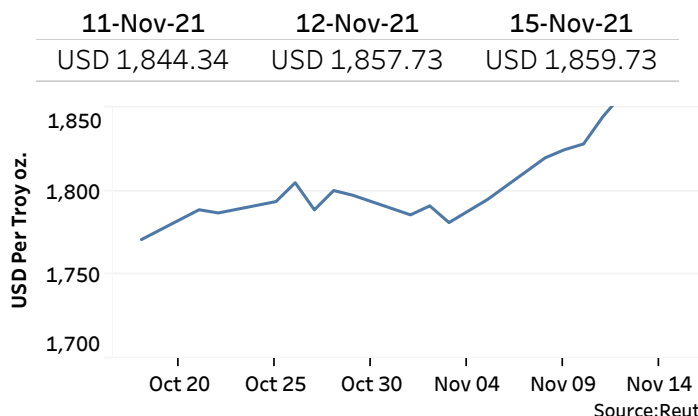
15-Nov-21	TT Buying	TT Selling
Rs. Per Unit		
USD	198.5008	202.9992
GBP	265.1781	273.8650
EUR	226.5360	234.9941
JPY	1.7315	1.8006

Indicative USD Spot Exchange Rate



Source: Central Bank of Sri Lanka

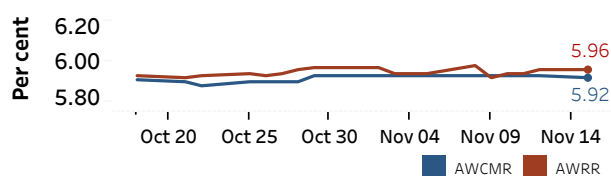
Gold Price



Money Market

Policy Rates: SDF Rate: 5.00% SLF Rate: 6.00% Bank Rate: 9.00% SRR: 4.00%

Overnight Money Market Rates



Yield Rates of T-Bills

	Primary Market	Secondary Market
	12-Nov-21	12-Nov-21
91 Day	7.98	7.91
182 Day	8.12	7.93
364 Day	8.19	7.95

	12-Nov-21	15-Nov-21
Overnight Liquidity (Rs. bn)	-188.20	-211.03

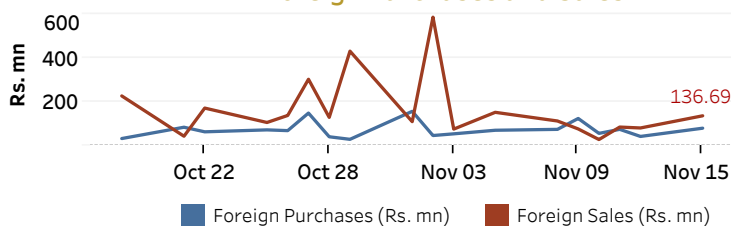
Source: Central Bank of Sri Lanka

Share Market

15-Nov-21	
ASPI	▲ 10,752.82
S&P SL20	▼ 3,598.38
Daily Turnover	
Rs. 6,912.68 mn	

Market Capitalisation	PE Ratio
Rs. 4,795.62 bn	13.1

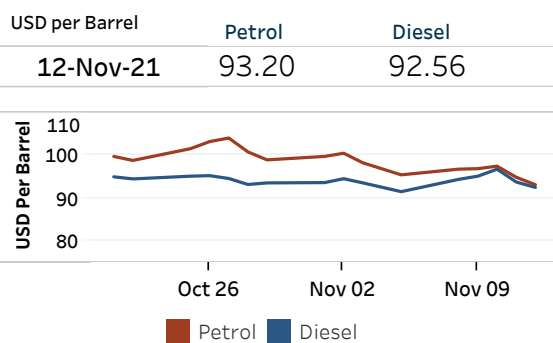
Foreign Purchases and Sales



Source: Colombo Stock Exchange

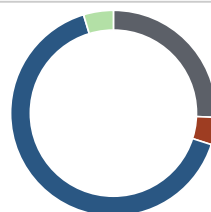
Energy

Refined Oil Products - Singapore Market



Electricity Generation

	15-Nov-21
Total Energy (GWh)	41.08
Peak Demand (MW)	2,421.10



Source: Ceylon Electricity Board