

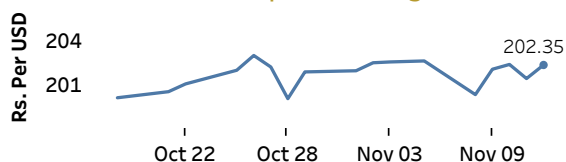


Real GDP 2021 Q2: 12.3% NCPI Y-o-Y Change (2013=100) Sep: 6.2% CCPI Y-o-Y Change (2013=100) Oct: 7.6%

Exchange Rates

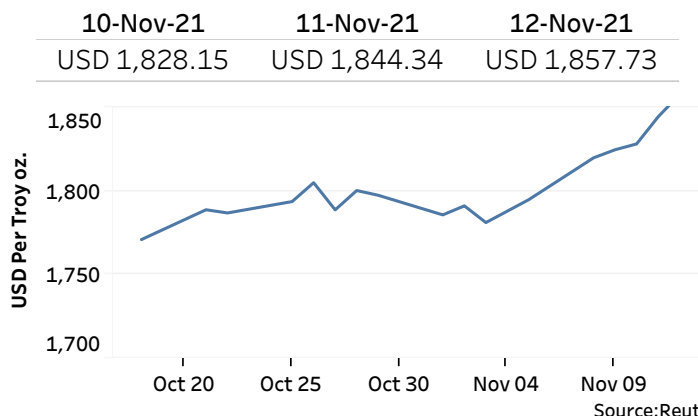
12-Nov-21	TT Buying	TT Selling
Rs. Per Unit		
USD	198.5008	202.9992
GBP	263.6800	272.3430
EUR	226.1229	234.5744
JPY	1.7252	1.7942

Indicative USD Spot Exchange Rate



Source: Central Bank of Sri Lanka

Gold Price

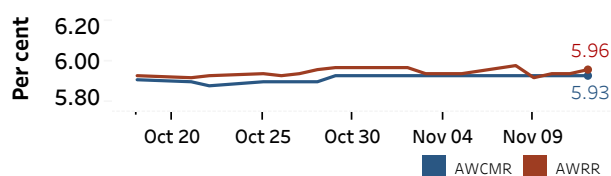


Source: Reuters

Money Market

Policy Rates: SDF Rate: 5.00% SLF Rate: 6.00% Bank Rate: 9.00% SRR: 4.00%

Overnight Money Market Rates



Yield Rates of T-Bills

	Primary Market	Secondary Market
	05-Nov-21	11-Nov-21
91 Day	8.18	7.83
182 Day	8.21	7.88
364 Day	8.26	7.97

	11-Nov-21	12-Nov-21
Overnight Liquidity (Rs. bn)	-200.09	-188.20

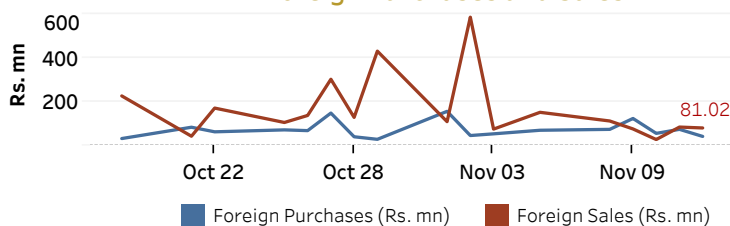
Source: Central Bank of Sri Lanka

Share Market

	12-Nov-21
ASPI	10,666.54
S&P SL20	3,615.95
Daily Turnover	Rs. 5,155.98 mn

Market Capitalisation	PE Ratio
Rs. 4,757.14 bn	12.9

Foreign Purchases and Sales

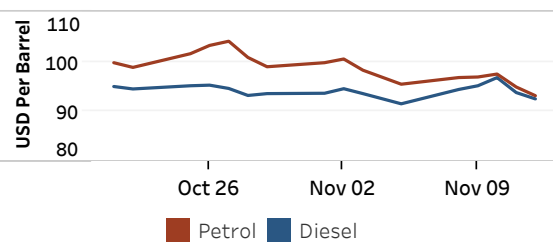


Source: Colombo Stock Exchange

Energy

Refined Oil Products - Singapore Market

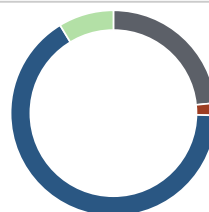
USD per Barrel	Petrol	Diesel
12-Nov-21	93.20	92.56



Source: Reuters

Electricity Generation

	12-Nov-21
Total Energy (GWh)	42.22
Peak Demand (MW)	2,413.70



Source: Ceylon Electricity Board