

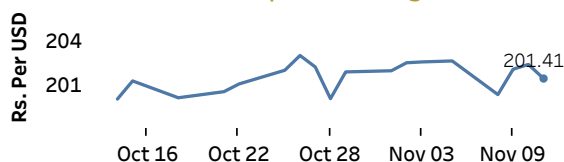


Real GDP 2021 Q2: 12.3% NCPI Y-o-Y Change (2013=100) Sep: 6.2% CCPI Y-o-Y Change (2013=100) Oct: 7.6%

Exchange Rates

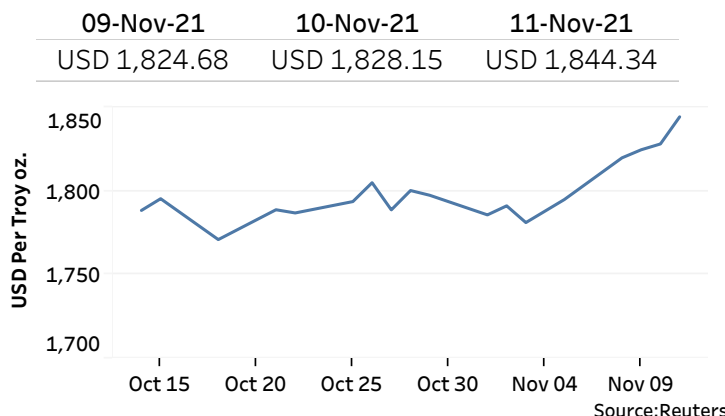
11-Nov-21	TT Buying	TT Selling
Rs. Per Unit		
USD	198.5008	202.9992
GBP	264.7100	273.3899
EUR	226.9186	235.3839
JPY	1.7283	1.7974

Indicative USD Spot Exchange Rate



Source: Central Bank of Sri Lanka

Gold Price

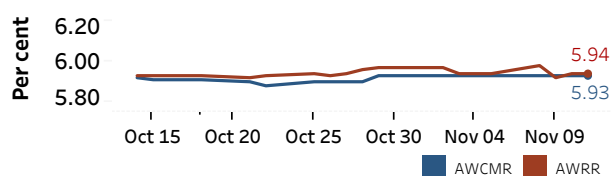


Source: Reuters

Money Market

Policy Rates: SDF Rate: 5.00% SLF Rate: 6.00% Bank Rate: 9.00% SRR: 4.00%

Overnight Money Market Rates



10-Nov-21 11-Nov-21

Overnight Liquidity (Rs. bn) -193.34 -200.09

Yield Rates of T-Bills

	Primary Market 05-Nov-21	Secondary Market 10-Nov-21
91 Day	8.18	7.77
182 Day	8.21	7.88
364 Day	8.26	8.23

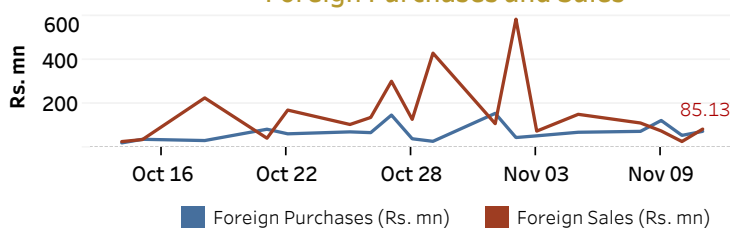
Source: Central Bank of Sri Lanka

Share Market

11-Nov-21	
ASPI	▲ 10,686.37
S&P SL20	▼ 3,625.37
Daily Turnover	
Rs. 6,883.04 mn	

Market Capitalisation	PE Ratio
Rs. 4,765.98 bn	13.0

Foreign Purchases and Sales

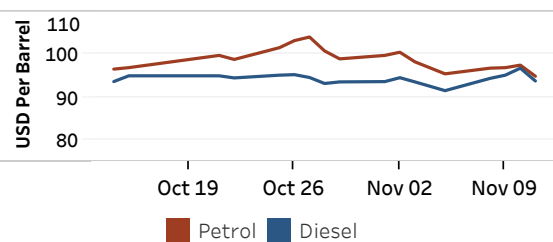


Source: Colombo Stock Exchange

Energy

Refined Oil Products - Singapore Market

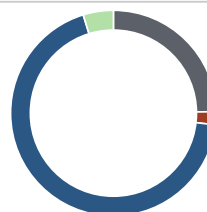
USD per Barrel	Petrol	Diesel
11-Nov-21	94.94	93.83



Source: Reuters

Electricity Generation

	11-Nov-21
Total Energy (GWh)	41.26
Peak Demand (MW)	2,432.20



Per cent	Source
24.8	Thermal Coal
2.1	Thermal Oil
68.4	Hydro
4.7	Wind

Source: Ceylon Electricity Board