

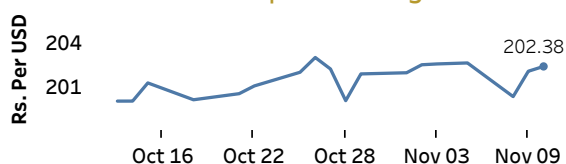


Real GDP 2021 Q2: 12.3% NCPI Y-o-Y Change (2013=100) Sep: 6.2% CCPI Y-o-Y Change (2013=100) Oct: 7.6%

Exchange Rates

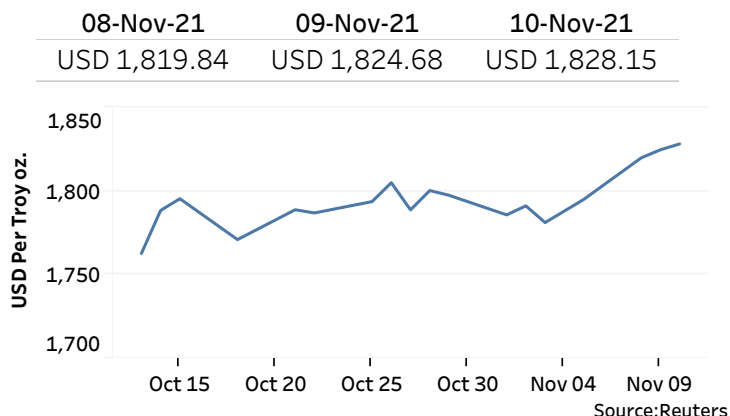
10-Nov-21	TT Buying	TT Selling
Rs. Per Unit		
USD	198.5008	202.9992
GBP	267.5235	276.2455
EUR	229.1363	237.6407
JPY	1.7462	1.8156

Indicative USD Spot Exchange Rate



Source: Central Bank of Sri Lanka

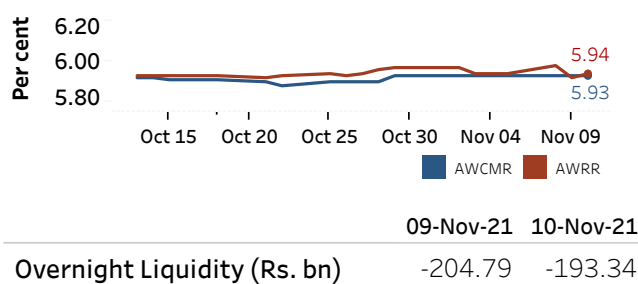
Gold Price



Money Market

Policy Rates: SDF Rate: 5.00% SLF Rate: 6.00% Bank Rate: 9.00% SRR: 4.00%

Overnight Money Market Rates



Yield Rates of T-Bills

	Primary Market 05-Nov-21	Secondary Market 09-Nov-21
91 Day	8.18	7.77
182 Day	8.21	7.88
364 Day	8.26	8.26

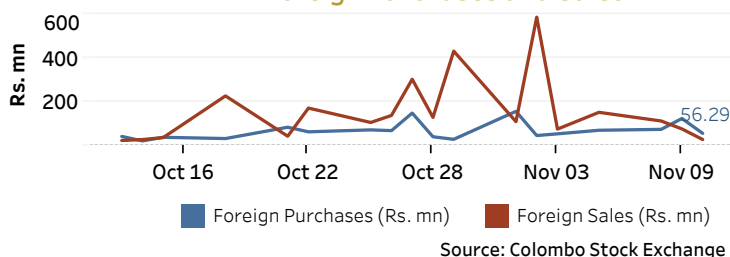
Source: Central Bank of Sri Lanka

Share Market

10-Nov-21		
ASPI	▲	10,522.60
S&P SL20	▲	3,632.40
Daily Turnover		
Rs. 5,717.40 mn		

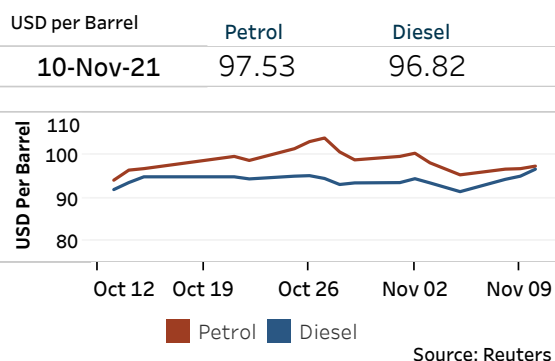
Market Capitalisation	PE Ratio
Rs. 4,692.43 bn	12.8

Foreign Purchases and Sales



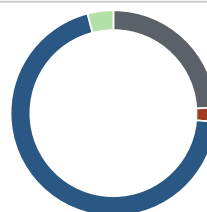
Energy

Refined Oil Products - Singapore Market



Electricity Generation

	10-Nov-21
Total Energy (GWh)	40.05
Peak Demand (MW)	2,375.40



Per cent	Source
24.1	Thermal Coal
2.3	Thermal Oil
69.6	Hydro
4.0	Wind

Source: Ceylon Electricity Board