

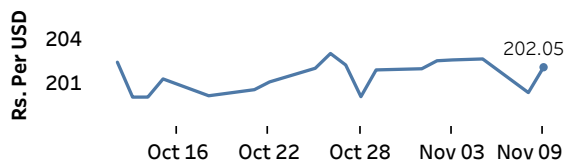


Real GDP 2021 Q2: 12.3% NCPI Y-o-Y Change (2013=100) Sep: 6.2% CCPI Y-o-Y Change (2013=100) Oct: 7.6%

Exchange Rates

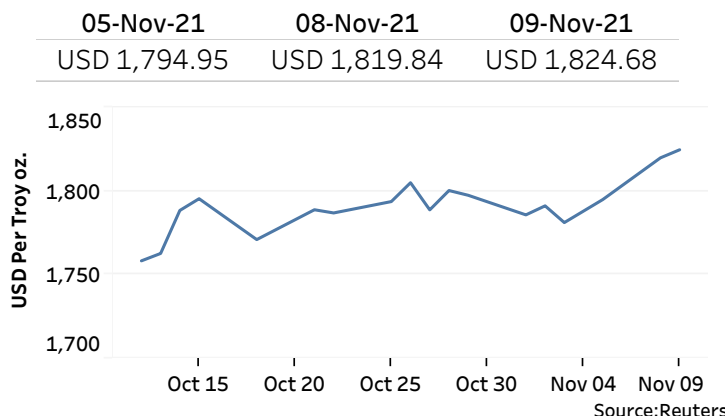
09-Nov-21	TT Buying	TT Selling
Rs. Per Unit		
USD	198.5008	202.9992
GBP	267.7774	276.5034
EUR	229.0220	237.5242
JPY	1.7440	1.8134

Indicative USD Spot Exchange Rate



Source: Central Bank of Sri Lanka

Gold Price

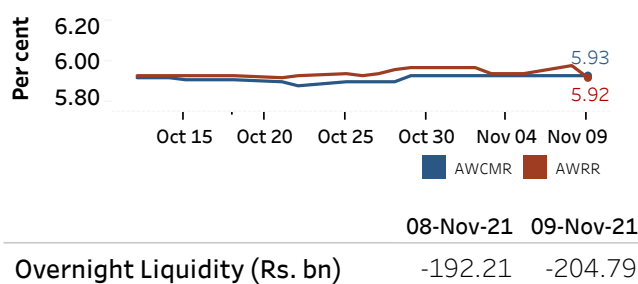


Source: Reuters

Money Market

Policy Rates: SDF Rate: 5.00% SLF Rate: 6.00% Bank Rate: 9.00% SRR: 4.00%

Overnight Money Market Rates



08-Nov-21 09-Nov-21

Overnight Liquidity (Rs. bn) -192.21 -204.79

Yield Rates of T-Bills

	Primary Market	Secondary Market
	05-Nov-21	08-Nov-21
91 Day	8.18	7.91
182 Day	8.21	8.05
364 Day	8.26	8.25

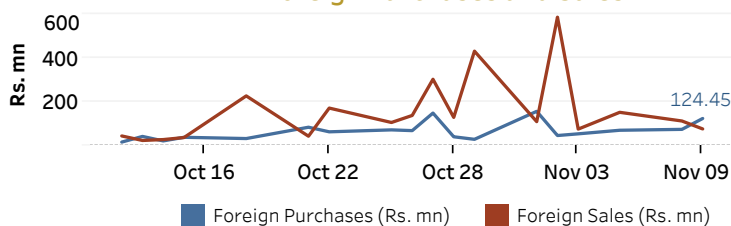
Source: Central Bank of Sri Lanka

Share Market

09-Nov-21	
ASPI	10,361.80
S&P SL20	3,604.06
Daily Turnover	
Rs.12,215.42 mn	

Market Capitalisation	PE Ratio
Rs. 4,617.92 bn	12.6

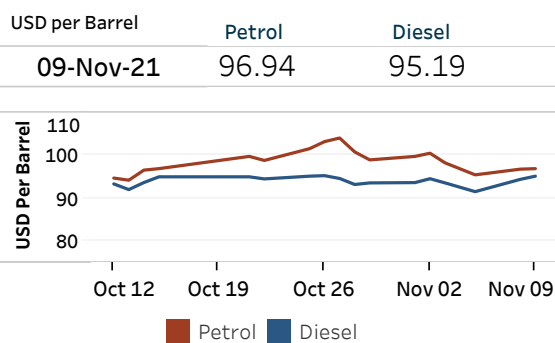
Foreign Purchases and Sales



Source: Colombo Stock Exchange

Energy

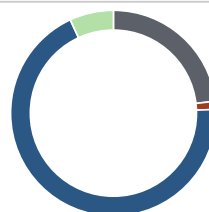
Refined Oil Products - Singapore Market



Source: Reuters

Electricity Generation

	09-Nov-21
Total Energy (GWh)	39.11
Peak Demand (MW)	2,301.40



Per cent	Source
23.1	Thermal Coal
1.3	Thermal Oil
68.7	Hydro
6.9	Wind

Source: Ceylon Electricity Board