

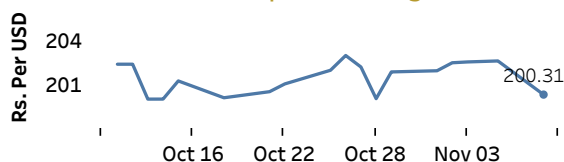


Real GDP 2021 Q2: 12.3%    NCPI Y-o-Y Change (2013=100) Sep: 6.2%    CCPI Y-o-Y Change (2013=100) Oct: 7.6%

## Exchange Rates

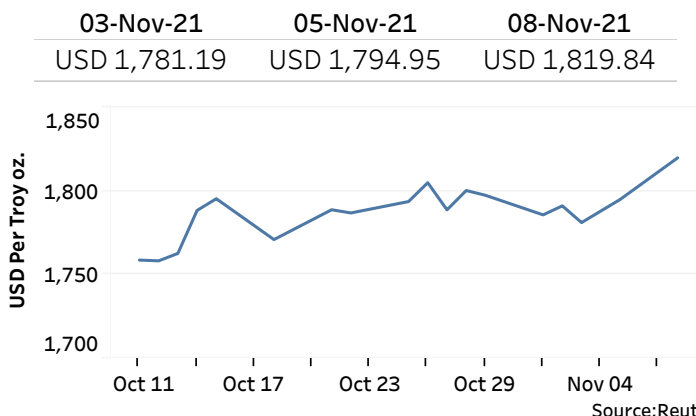
08-Nov-21	TT Buying	TT Selling
Rs. Per Unit		
USD	198.5008	202.9992
GBP	266.0299	274.7290
EUR	228.4601	236.9525
JPY	1.7357	1.8049

### Indicative USD Spot Exchange Rate



Source: Central Bank of Sri Lanka

## Gold Price

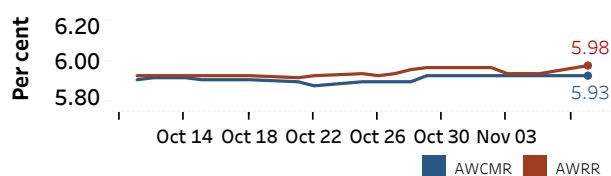


Source: Reuters

## Money Market

Policy Rates: SDF Rate: 5.00%    SLF Rate: 6.00%    Bank Rate: 9.00%    SRR: 4.00%

### Overnight Money Market Rates



05-Nov-21    08-Nov-21

Overnight Liquidity (Rs. bn)    -156.00    -192.21

### Yield Rates of T-Bills

	Primary Market	Secondary Market
	05-Nov-21	05-Nov-21
91 Day	8.18	8.13
182 Day	8.21	8.05
364 Day	8.26	8.00

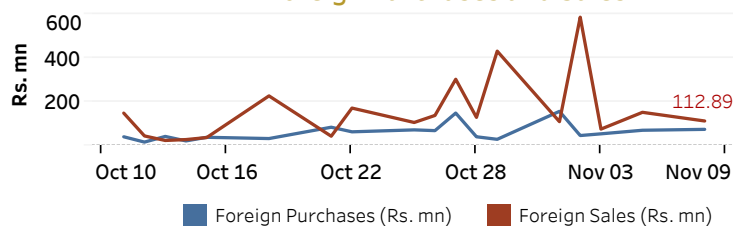
Source: Central Bank of Sri Lanka

## Share Market

08-Nov-21	
ASPI	10,621.40
S&P SL20	3,649.94
Daily Turnover	
Rs. 8,265.61 mn	

Market Capitalisation	PE Ratio
Rs. 4,733.62 bn	12.9

### Foreign Purchases and Sales

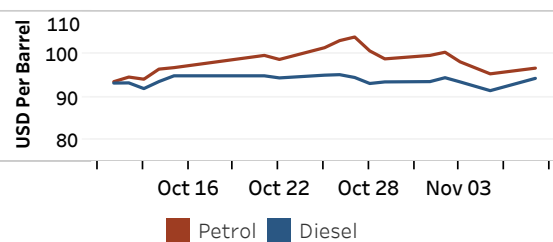


Source: Colombo Stock Exchange

## Energy

### Refined Oil Products - Singapore Market

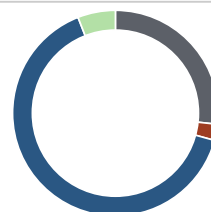
USD per Barrel	Petrol	Diesel
08-Nov-21	96.83	94.45



Source: Reuters

### Electricity Generation

08-Nov-21	
Total Energy (GWh)	39.17
Peak Demand (MW)	2,230.90



Per cent	Source
26.7	Thermal Coal
2.5	Thermal Oil
64.8	Hydro
5.9	Wind

Source: Ceylon Electricity Board