

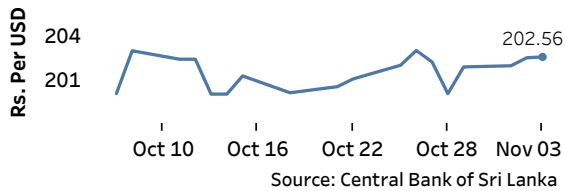


Real GDP 2021 Q2: 12.3% NCPI Y-o-Y Change (2013=100) Sep: 6.2% CCPI Y-o-Y Change (2013=100) Oct: 7.6%

Exchange Rates

03-Nov-21	TT Buying	TT Selling
Rs. Per Unit		
USD	198.5008	202.9992
GBP	269.0765	277.8225
EUR	228.9785	237.4803
JPY	1.7310	1.8002

Indicative USD Spot Exchange Rate



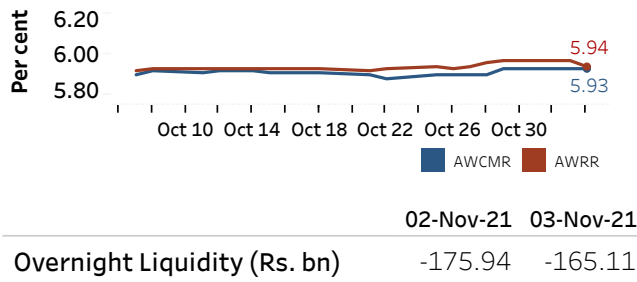
Gold Price



Money Market

Policy Rates: SDF Rate: 5.00% SLF Rate: 6.00% Bank Rate: 9.00% SRR: 4.00%

Overnight Money Market Rates



Yield Rates of T-Bills

	Primary Market 29-Oct-21	Secondary Market 02-Nov-21
91 Day	8.43	8.32
182 Day	-	8.09
364 Day	8.18	8.07

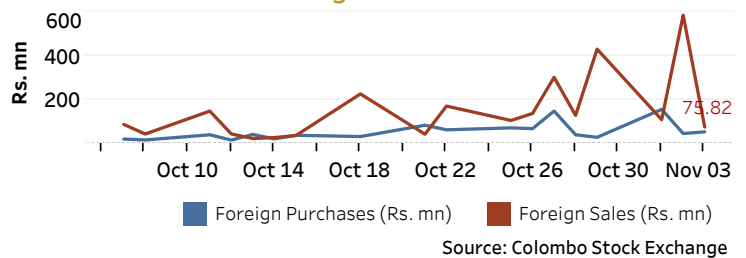
Source: Central Bank of Sri Lanka

Share Market

03-Nov-21	
ASPI	▲ 10,412.02
S&P SL20	▼ 3,656.60
Daily Turnover	
Rs. 6,106.85 mn	

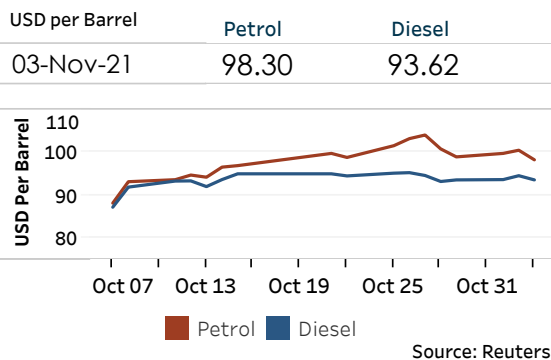
Market Capitalisation	PE Ratio
Rs. 4,640.31 bn	12.6

Foreign Purchases and Sales



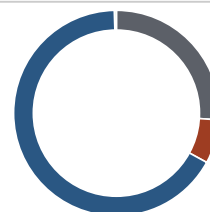
Energy

Refined Oil Products - Singapore Market



Electricity Generation

	03-Nov-21
Total Energy (GWh)	42.90
Peak Demand (MW)	2,409.10



Per cent	
26.0	Thermal Coal
6.9	Thermal Oil
66.8	Hydro
0.3	Wind

Source: Ceylon Electricity Board