

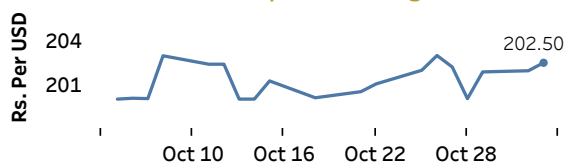


Real GDP 2021 Q2: 12.3%    NCPI Y-o-Y Change (2013=100) Sep: 6.2%    CCPI Y-o-Y Change (2013=100) Oct: 7.6%

## Exchange Rates

02-Nov-21		
Rs. Per Unit	TT Buying	TT Selling
USD	198.5008	202.9992
GBP	269.5648	278.3181
EUR	229.3023	237.8099
JPY	1.7291	1.7982

### Indicative USD Spot Exchange Rate



Source: Central Bank of Sri Lanka

## Gold Price

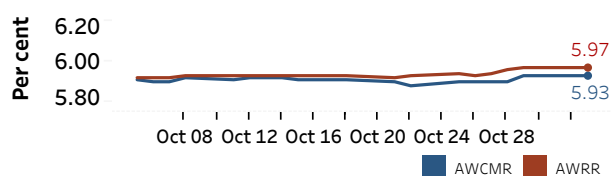


Source: Reuters

## Money Market

Policy Rates: SDF Rate: 5.00%    SLF Rate: 6.00%    Bank Rate: 9.00%    SRR: 4.00%

### Overnight Money Market Rates



01-Nov-21    02-Nov-21

Overnight Liquidity (Rs. bn)    -167.26    -175.94

### Yield Rates of T-Bills

	Primary Market	Secondary Market
	29-Oct-21	01-Nov-21
91 Day	8.43	8.32
182 Day	-	8.09
364 Day	8.18	8.07

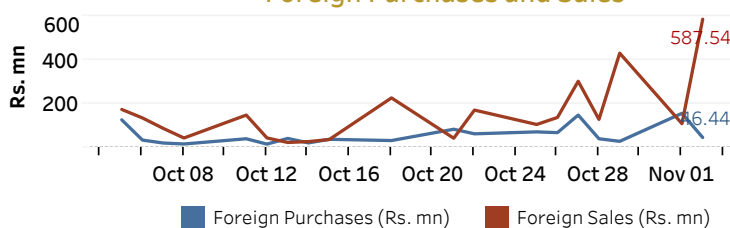
Source: Central Bank of Sri Lanka

## Share Market

02-Nov-21		
ASPI	▲	10,271.71
S&P SL20	▼	3,668.56
Daily Turnover		
Rs. 4,422.11 mn		

Market Capitalisation	PE Ratio
Rs. 4,577.77 bn	12.5

### Foreign Purchases and Sales

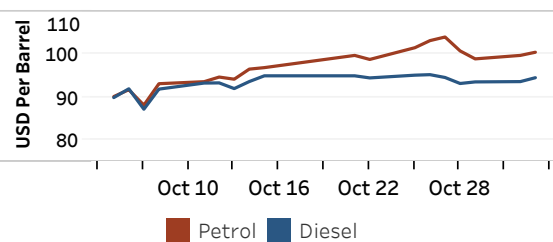


Source: Colombo Stock Exchange

## Energy

### Refined Oil Products - Singapore Market

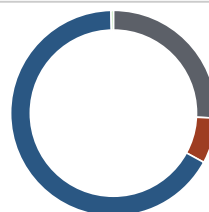
USD per Barrel	Petrol	Diesel
02-Nov-21	100.54	94.60



Source: Reuters

### Electricity Generation

02-Nov-21	
Total Energy (GWh)	42.60
Peak Demand (MW)	2,387.00



Per cent	Source
25.8	Thermal Coal
7.1	Thermal Oil
66.7	Hydro
0.4	Wind

Source: Ceylon Electricity Board