

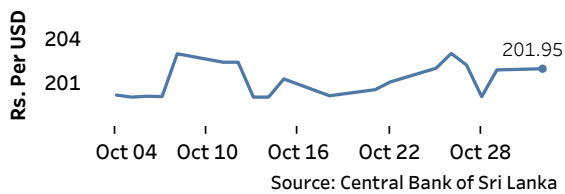


Real GDP 2021 Q2: 12.3% NCPI Y-o-Y Change (2013=100) Sep: 6.2% CCPI Y-o-Y Change (2013=100) Oct: 7.6%

Exchange Rates

01-Nov-21	TT Buying	TT Selling
Rs. Per Unit		
USD	198.5008	202.9992
GBP	270.1220	278.8846
EUR	228.4948	236.9880
JPY	1.7279	1.7970

Indicative USD Spot Exchange Rate



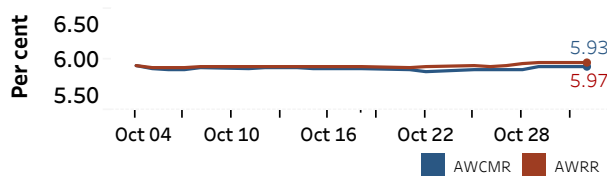
Gold Price



Money Market

Policy Rates: SDF Rate: 5.00% SLF Rate: 6.00% Bank Rate: 9.00% SRR: 4.00%

Overnight Money Market Rates



	29-Oct-21	01-Nov-21
Overnight Liquidity (Rs. bn)	-142.85	-167.26

Yield Rates of T-Bills

	Primary Market	Secondary Market
	29-Oct-21	29-Oct-21
91 Day	8.43	8.32
182 Day	-	8.09
364 Day	8.18	8.07

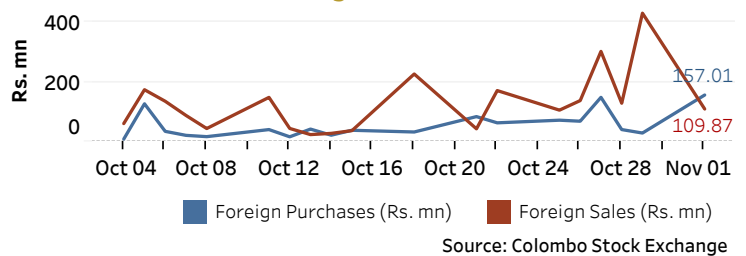
Source: Central Bank of Sri Lanka

Share Market

	01-Nov-21
ASPI	10,132.12
S&P SL20	3,678.35
Daily Turnover	Rs. 3,701.23 mn

Market Capitalisation	PE Ratio
Rs. 4,515.56 bn	12.3

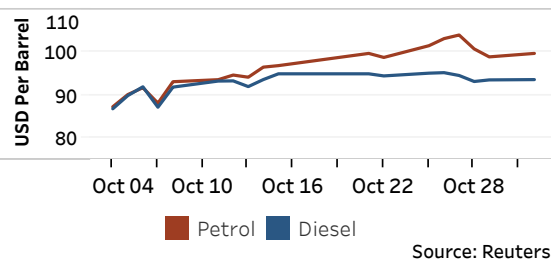
Foreign Purchases and Sales



Energy

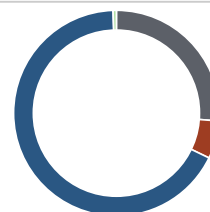
Refined Oil Products - Singapore Market

USD per Barrel	Petrol	Diesel
01-Nov-21	99.80	93.69



Electricity Generation

	01-Nov-21
Total Energy (GWh)	41.55
Peak Demand (MW)	2,356.00



Per cent	
26.2	Thermal Coal
6.0	Thermal Oil
67.3	Hydro
0.5	Wind

Source: Ceylon Electricity Board