

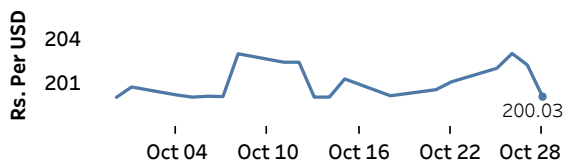


Real GDP 2021 Q2: 12.3% NCPI Y-o-Y Change (2013=100) Sep: 6.2% CCPI Y-o-Y Change (2013=100) Sep: 5.7%

Exchange Rates

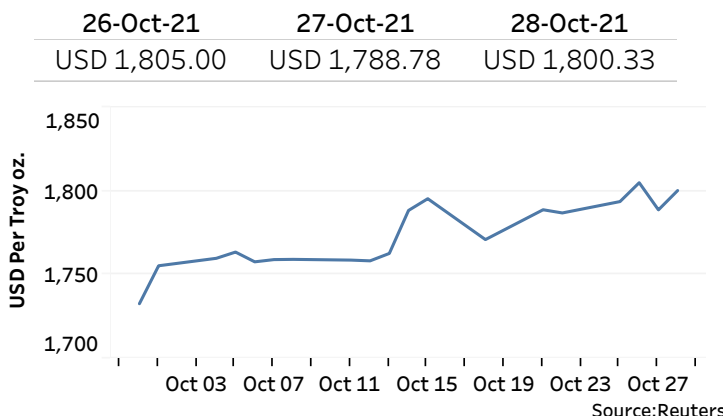
28-Oct-21	TT Buying	TT Selling
Rs. Per Unit		
USD	198.5008	202.9992
GBP	271.1368	279.9166
EUR	229.3288	237.8393
JPY	1.7339	1.8031

Indicative USD Spot Exchange Rate



Source: Central Bank of Sri Lanka

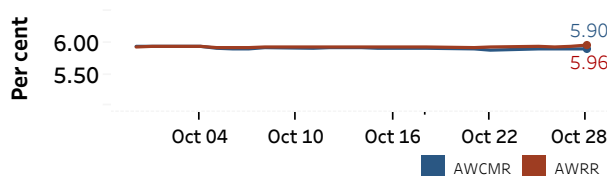
Gold Price



Money Market

Policy Rates: SDF Rate: 5.00% SLF Rate: 6.00% Bank Rate: 9.00% SRR: 4.00%

Overnight Money Market Rates



27-Oct-21 28-Oct-21

Overnight Liquidity (Rs. bn) -157.74 -136.97

Yield Rates of T-Bills

	Primary Market	Secondary Market
	22-Oct-21	27-Oct-21
91 Day	8.39	8.36
182 Day	8.16	8.09
364 Day	8.17	7.22

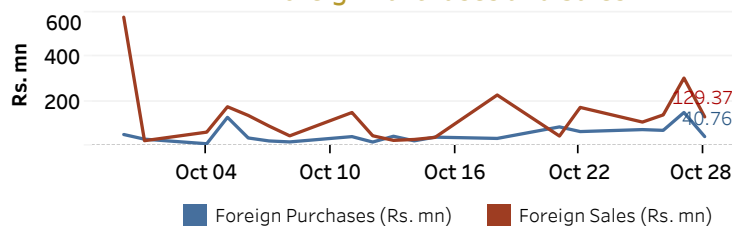
Source: Central Bank of Sri Lanka

Share Market

28-Oct-21	
ASPI	10,137.85
S&P SL20	3,687.56
Daily Turnover	
Rs. 4,184.76 mn	

Market Capitalisation	PE Ratio
Rs. 4,518.11 bn	12.3

Foreign Purchases and Sales

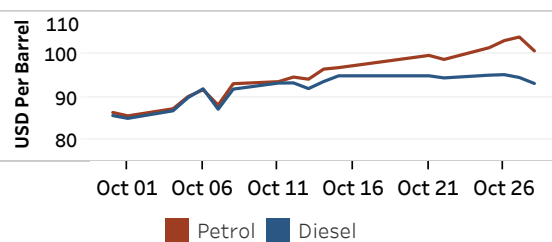


Source: Colombo Stock Exchange

Energy

Refined Oil Products - Singapore Market

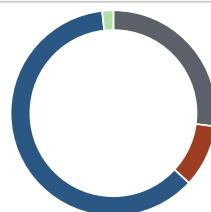
USD per Barrel	Petrol	Diesel
28-Oct-21	100.85	93.25



Source: Reuters

Electricity Generation

	28-Oct-21
Total Energy (GWh)	42.73
Peak Demand (MW)	2,406.50



Per cent	Source
27.1	Thermal Coal
9.8	Thermal Oil
61.4	Hydro
1.8	Wind

Source: Ceylon Electricity Board