

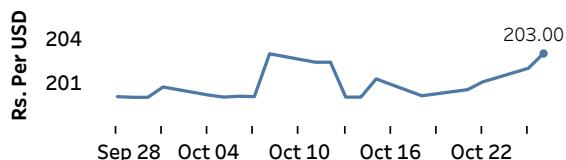


Real GDP 2021 Q2: 12.3% NCPI Y-o-Y Change (2013=100) Sep: 6.2% CCPI Y-o-Y Change (2013=100) Sep: 5.7%

Exchange Rates

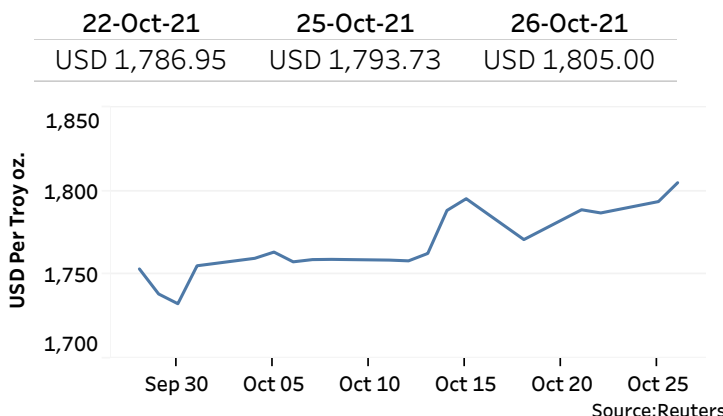
26-Oct-21	TT Buying	TT Selling
Rs. Per Unit		
USD	198.5008	202.9992
GBP	271.8352	280.6230
EUR	229.4498	237.9593
JPY	1.7316	1.8007

Indicative USD Spot Exchange Rate



Source: Central Bank of Sri Lanka

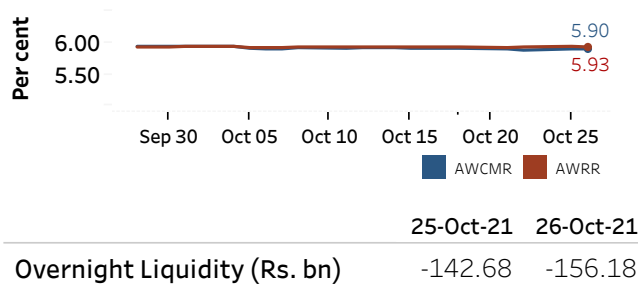
Gold Price



Money Market

Policy Rates: SDF Rate: 5.00% SLF Rate: 6.00% Bank Rate: 9.00% SRR: 4.00%

Overnight Money Market Rates



Yield Rates of T-Bills

	Primary Market	Secondary Market
	22-Oct-21	25-Oct-21
91 Day	8.39	8.17
182 Day	8.16	8.09
364 Day	8.17	7.22

Source: Central Bank of Sri Lanka

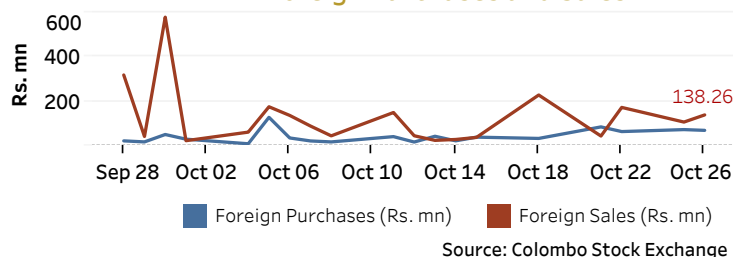
	25-Oct-21	26-Oct-21
Overnight Liquidity (Rs. bn)	-142.68	-156.18

Share Market

26-Oct-21		
ASPI	▲	10,127.04
S&P SL20	▲	3,659.73
Daily Turnover		
Rs. 6,717.04 mn		

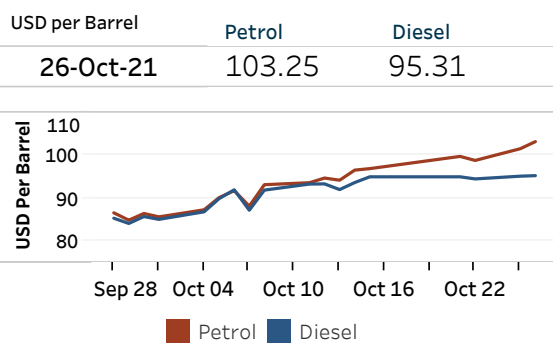
Market Capitalisation	PE Ratio
Rs. 4,512.83 bn	12.3

Foreign Purchases and Sales



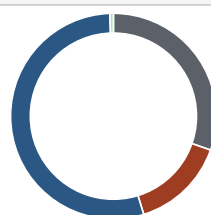
Energy

Refined Oil Products - Singapore Market



Electricity Generation

	26-Oct-21
Total Energy (GWh)	42.45
Peak Demand (MW)	2,366.50



Per cent	Source
30.3	Thermal Coal
14.9	Thermal Oil
54.2	Hydro
0.5	Wind

Source: Ceylon Electricity Board