

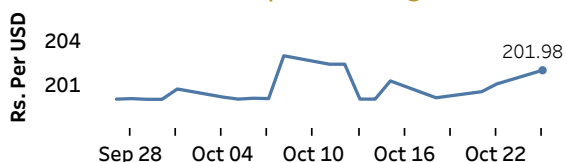


Real GDP 2021 Q2: 12.3% NCPI Y-o-Y Change (2013=100) Sep: 6.2% CCPI Y-o-Y Change (2013=100) Sep: 5.7%

Exchange Rates

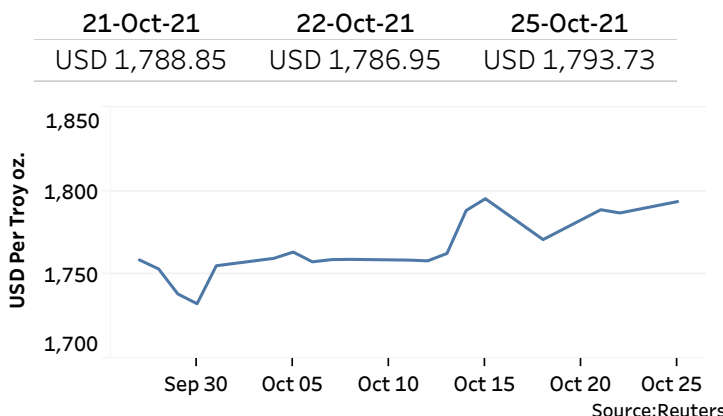
25-Oct-21	TT Buying	TT Selling
Rs. Per Unit		
USD	198.5008	202.9992
GBP	271.8694	280.6590
EUR	230.2000	238.7239
JPY	1.7341	1.8033

Indicative USD Spot Exchange Rate



Source: Central Bank of Sri Lanka

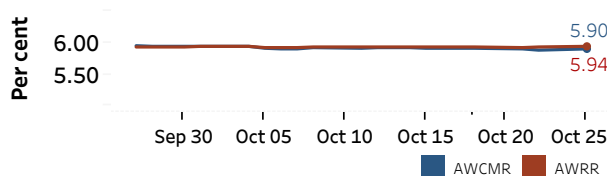
Gold Price



Money Market

Policy Rates: SDF Rate: 5.00% SLF Rate: 6.00% Bank Rate: 9.00% SRR: 4.00%

Overnight Money Market Rates



	22-Oct-21	25-Oct-21
Overnight Liquidity (Rs. bn)	-134.34	-142.68

Yield Rates of T-Bills

	Primary Market 22-Oct-21	Secondary Market 22-Oct-21
91 Day	8.39	8.37
182 Day	8.16	8.09
364 Day	8.17	7.22

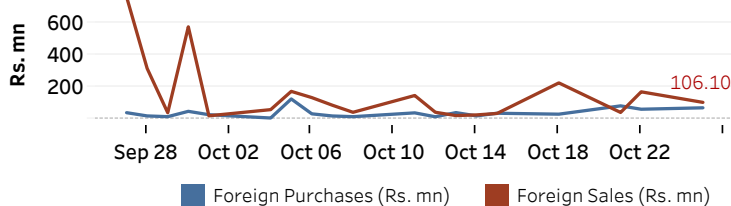
Source: Central Bank of Sri Lanka

Share Market

25-Oct-21		
ASPI	▲	10,046.80
S&P SL20	▲	3,644.73
Daily Turnover		
Rs. 6,853.65 mn		

Market Capitalisation	PE Ratio
Rs. 4,477.06 bn	12.2

Foreign Purchases and Sales

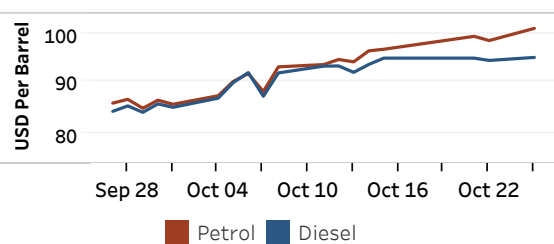


Source: Colombo Stock Exchange

Energy

Refined Oil Products - Singapore Market

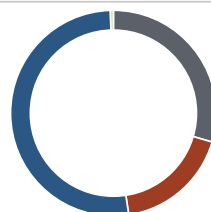
USD per Barrel	Petrol	Diesel
25-Oct-21	101.6	95.19



Source: Reuters

Electricity Generation

	25-Oct-21
Total Energy (GWh)	43.81
Peak Demand (MW)	2,475.60



Per cent	Source
29.5	Thermal Coal
18.1	Thermal Oil
51.9	Hydro
0.5	Wind

Source: Ceylon Electricity Board