

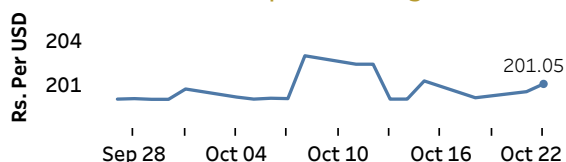


Real GDP 2021 Q2: 12.3% NCPI Y-o-Y Change (2013=100) Sep: 6.2% CCPI Y-o-Y Change (2013=100) Sep: 5.7%

Exchange Rates

22-Oct-21	TT Buying	TT Selling
Rs. Per Unit		
USD	198.5008	202.9992
GBP	272.6021	281.4014
EUR	229.9368	238.4554
JPY	1.7269	1.7960

Indicative USD Spot Exchange Rate



Source: Central Bank of Sri Lanka

Gold Price

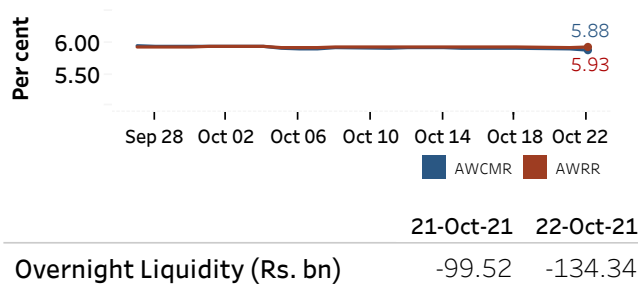


Source: Reuters

Money Market

Policy Rates: SDF Rate: 5.00% SLF Rate: 6.00% Bank Rate: 9.00% SRR: 4.00%

Overnight Money Market Rates



Yield Rates of T-Bills

	Primary Market 15-Oct-21	Secondary Market 21-Oct-21
91 Day	8.04	8.00
182 Day	-	7.43
364 Day	-	7.19

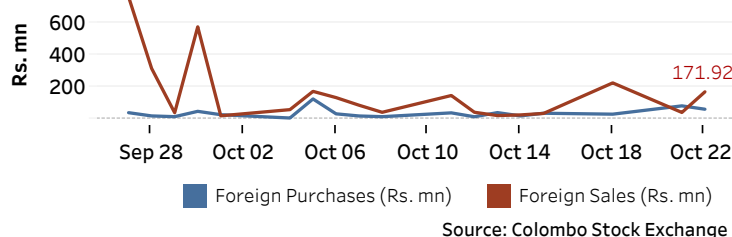
Source: Central Bank of Sri Lanka

Share Market

22-Oct-21	
ASPI	▲ 9,915.22
S&P SL20	▲ 3,605.72
Daily Turnover	
Rs. 4,462.56 mn	

Market Capitalisation	PE Ratio
Rs. 4,418.43 bn	12.0

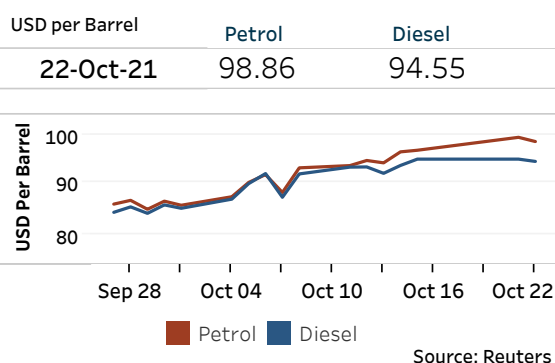
Foreign Purchases and Sales



Source: Colombo Stock Exchange

Energy

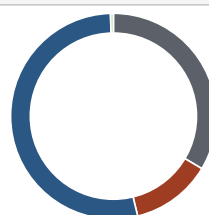
Refined Oil Products - Singapore Market



Source: Reuters

Electricity Generation

	22-Oct-21
Total Energy (GWh)	44.21
Peak Demand (MW)	2,395.40



Per cent	Source
33.5	Thermal Coal
12.7	Thermal Oil
53.3	Hydro
0.4	Wind

Source: Ceylon Electricity Board