

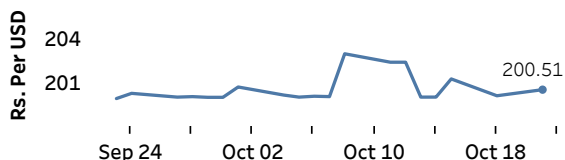


Real GDP 2021 Q2: 12.3% NCPI Y-o-Y Change (2013=100) Sep: 6.2% CCPI Y-o-Y Change (2013=100) Sep: 5.7%

Exchange Rates

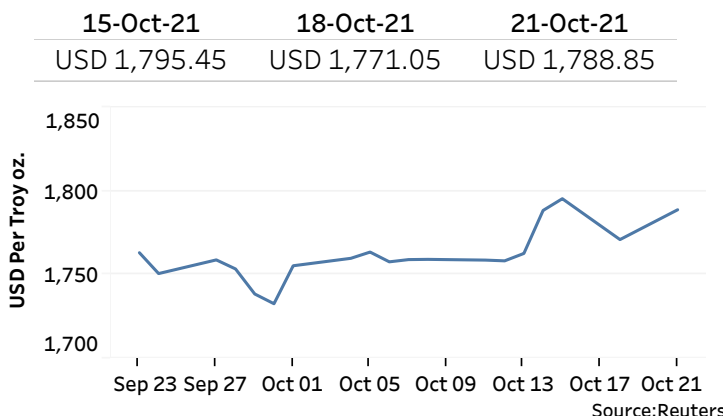
21-Oct-21	TT Buying	TT Selling
Rs. Per Unit		
USD	198.5008	202.9992
GBP	273.0244	281.8319
EUR	230.5428	239.0733
JPY	1.7239	1.7929

Indicative USD Spot Exchange Rate



Source: Central Bank of Sri Lanka

Gold Price

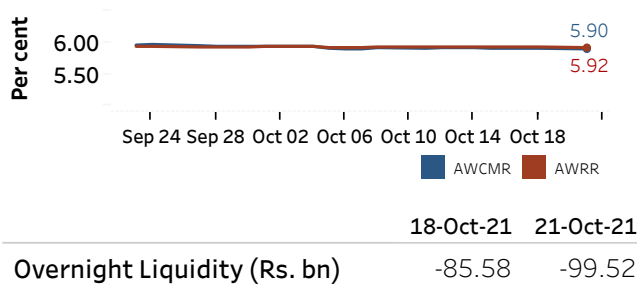


Source: Reuters

Money Market

Policy Rates: SDF Rate: 5.00% SLF Rate: 6.00% Bank Rate: 9.00% SRR: 4.00%

Overnight Money Market Rates



18-Oct-21 21-Oct-21

Overnight Liquidity (Rs. bn) -85.58 -99.52

Yield Rates of T-Bills

	Primary Market 15-Oct-21	Secondary Market 18-Oct-21
91 Day	8.04	7.96
182 Day	-	7.43
364 Day	-	7.19

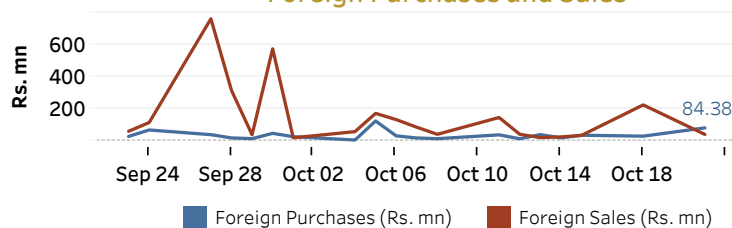
Source: Central Bank of Sri Lanka

Share Market

21-Oct-21	
ASPI	▲ 9,881.50
S&P SL20	▲ 3,572.70
Daily Turnover	
Rs. 4,268.52 mn	

Market Capitalisation	PE Ratio
Rs. 4,403.40 bn	12.0

Foreign Purchases and Sales

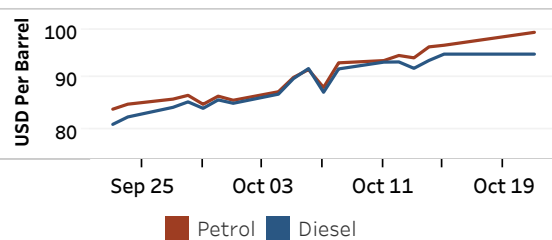


Source: Colombo Stock Exchange

Energy

Refined Oil Products - Singapore Market

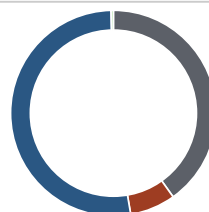
USD per Barrel	Petrol	Diesel
21-Oct-21	99.80	95.04



Source: Reuters

Electricity Generation

21-Oct-21	
Total Energy (GWh)	43.19
Peak Demand (MW)	2,477.30



Per cent	Source
40.1	Thermal Coal
7.2	Thermal Oil
52.3	Hydro
0.4	Wind

Source: Ceylon Electricity Board