

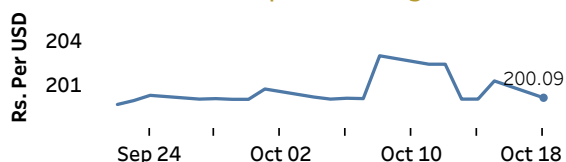


Real GDP 2021 Q2: 12.3% NCPI Y-o-Y Change (2013=100) Aug: 6.7% CCPI Y-o-Y Change (2013=100) Sep: 5.7%

Exchange Rates

18-Oct-21	TT Buying	TT Selling
Rs. Per Unit		
USD	198.5008	202.9992
GBP	271.3128	280.0930
EUR	229.2004	237.7058
JPY	1.7278	1.7969

Indicative USD Spot Exchange Rate



Source: Central Bank of Sri Lanka

Gold Price

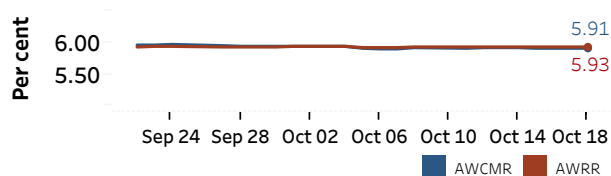


Source: Reuters

Money Market

Policy Rates: SDF Rate: 5.00% SLF Rate: 6.00% Bank Rate: 9.00% SRR: 4.00%

Overnight Money Market Rates



15-Oct-21 18-Oct-21

Overnight Liquidity (Rs. bn) -62.32 -85.58

Yield Rates of T-Bills

	Primary Market	Secondary Market
	15-Oct-21	15-Oct-21
91 Day	8.04	7.96
182 Day		7.43
364 Day		7.20

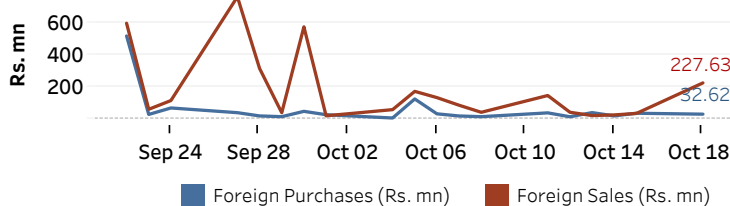
Source: Central Bank of Sri Lanka

Share Market

18-Oct-21	
ASPI	▲ 9,709.14
S&P SL20	▲ 3,553.45
Daily Turnover	
Rs. 2,746.86 mn	

Market Capitalisation	PE Ratio
Rs. 4,326.59 bn	11.8

Foreign Purchases and Sales

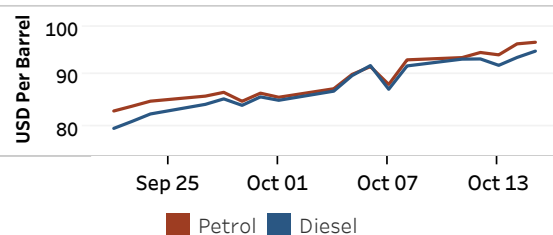


Source: Colombo Stock Exchange

Energy

Refined Oil Products - Singapore Market

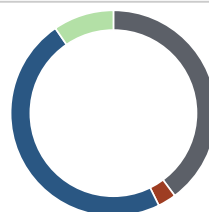
USD per Barrel	Petrol	Diesel
15-Oct-21	96.95	95.04



Source: Reuters

Electricity Generation

	18-Oct-21
Total Energy (GWh)	43.98
Peak Demand (MW)	2,497.60



Per cent	Source
39.8	Thermal Coal
2.9	Thermal Oil
47.7	Hydro
9.5	Wind

Source: Ceylon Electricity Board