

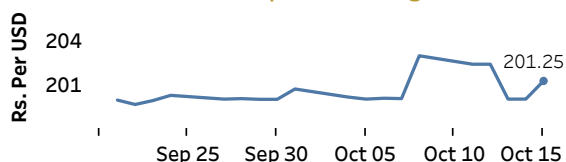


Real GDP 2021 Q2: 12.3%    NCPI Y-o-Y Change (2013=100) Aug: 6.7%    CCPI Y-o-Y Change (2013=100) Sep: 5.7%

## Exchange Rates

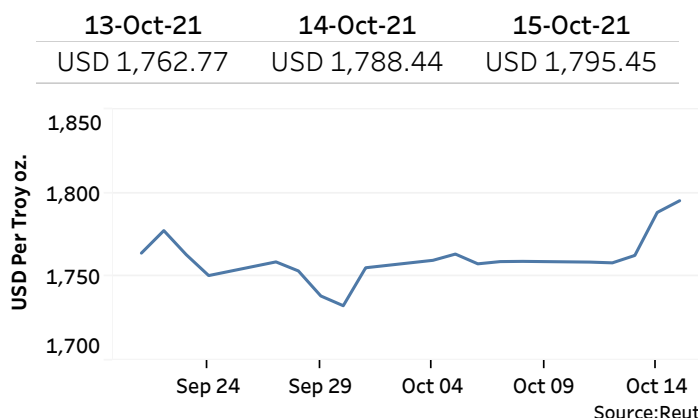
15-Oct-21	TT Buying	TT Selling
Rs. Per Unit		
USD	198.5008	202.9992
GBP	270.0285	278.7885
EUR	229.3297	237.8372
JPY	1.7307	1.7999

### Indicative USD Spot Exchange Rate



Source: Central Bank of Sri Lanka

## Gold Price

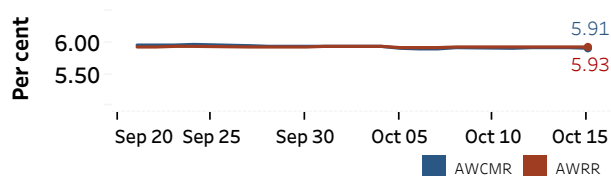


Source: Reuters

## Money Market

Policy Rates: SDF Rate: 5.00%    SLF Rate: 6.00%    Bank Rate: 9.00%    SRR: 4.00%

### Overnight Money Market Rates



14-Oct-21    15-Oct-21

Overnight Liquidity (Rs. bn)    -34.80    -62.32

### Yield Rates of T-Bills

	Primary Market	Secondary Market
	08-Oct-21	14-Oct-21
91 Day	7.15	6.99
182 Day	7.20	6.95
364 Day	7.28	7.20

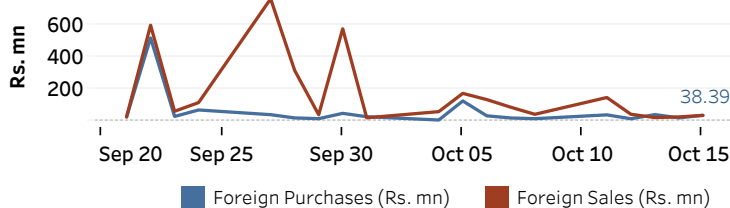
Source: Central Bank of Sri Lanka

## Share Market

15-Oct-21	
ASPI	▲ 9,623.81
S&P SL20	▼ 3,546.61
Daily Turnover	
Rs. 3,481.28 mn	

Market Capitalisation	PE Ratio
Rs. 4,288.57 bn	11.7

### Foreign Purchases and Sales

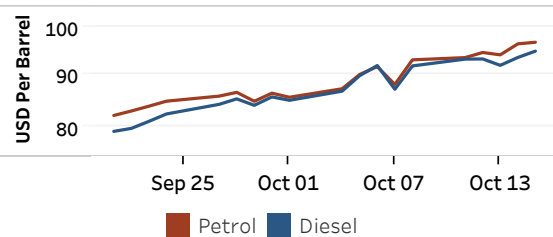


Source: Colombo Stock Exchange

## Energy

### Refined Oil Products - Singapore Market

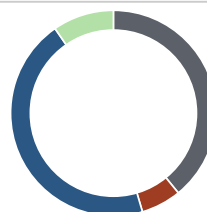
USD per Barrel	Petrol	Diesel
15-Oct-21	96.95	95.04



Source: Reuters

### Electricity Generation

15-Oct-21	
Total Energy (GWh)	46.28
Peak Demand (MW)	2,584.20



Per cent	Source
39.1	Thermal Coal
6.3	Thermal Oil
44.9	Hydro
9.6	Wind

Source: Ceylon Electricity Board