

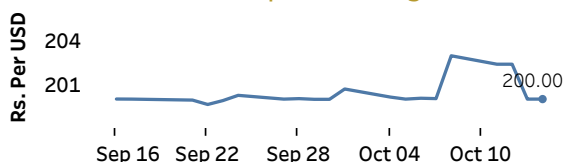


Real GDP 2021 Q2: 12.3% NCPI Y-o-Y Change (2013=100) Aug: 6.7% CCPI Y-o-Y Change (2013=100) Sep: 5.7%

Exchange Rates

14-Oct-21	TT Buying	TT Selling
Rs. Per Unit		
USD	198.5008	202.9992
GBP	269.7938	278.5505
EUR	229.2013	237.7061
JPY	1.7372	1.8064

Indicative USD Spot Exchange Rate



Source: Central Bank of Sri Lanka

Gold Price

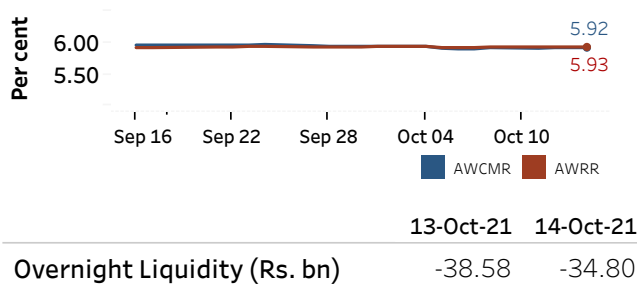


Source: Reuters

Money Market

Policy Rates: SDF Rate: 5.00% SLF Rate: 6.00% Bank Rate: 9.00% SRR: 4.00%

Overnight Money Market Rates



13-Oct-21 14-Oct-21

Overnight Liquidity (Rs. bn) -38.58 -34.80

Yield Rates of T-Bills

	Primary Market 08-Oct-21	Secondary Market 13-Oct-21
91 Day	7.15	6.93
182 Day	7.20	6.95
364 Day	7.28	7.20

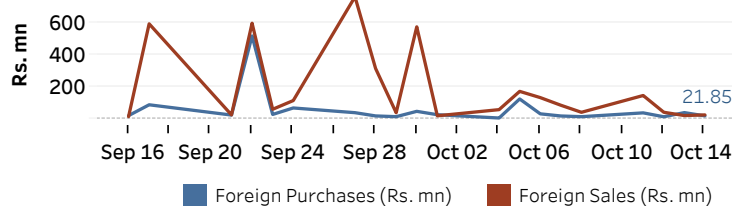
Source: Central Bank of Sri Lanka

Share Market

14-Oct-21		
ASPI	▲	9,621.65
S&P SL20	▲	3,547.10
Daily Turnover		
Rs. 2,648.54 mn		

Market Capitalisation	PE Ratio
Rs. 4,287.61 bn	11.7

Foreign Purchases and Sales

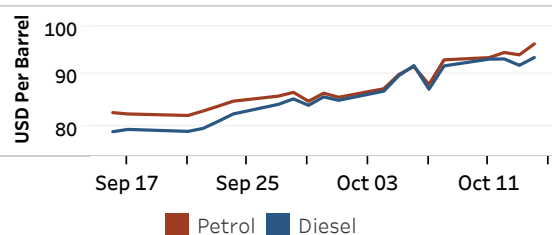


Source: Colombo Stock Exchange

Energy

Refined Oil Products - Singapore Market

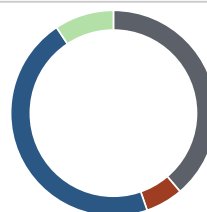
USD per Barrel	Petrol	Diesel
14-Oct-21	96.60	93.70



Source: Reuters

Electricity Generation

14-Oct-21	
Total Energy (GWh)	45.77
Peak Demand (MW)	2,579.80



Per cent	Source
38.8	Thermal Coal
5.9	Thermal Oil
46.0	Hydro
9.3	Wind

Source: Ceylon Electricity Board