

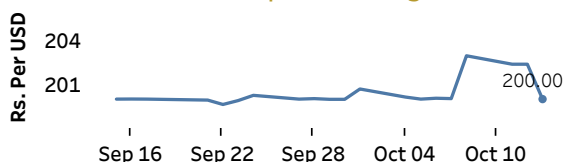


Real GDP 2021 Q2: 12.3% NCPI Y-o-Y Change (2013=100) Aug: 6.7% CCPI Y-o-Y Change (2013=100) Sep: 5.7%

Exchange Rates

13-Oct-21	TT Buying	TT Selling
Rs. Per Unit		
USD	198.5008	202.9992
GBP	268.8524	277.5956
EUR	228.4499	236.9426
JPY	1.7383	1.8076

Indicative USD Spot Exchange Rate



Source: Central Bank of Sri Lanka

Gold Price

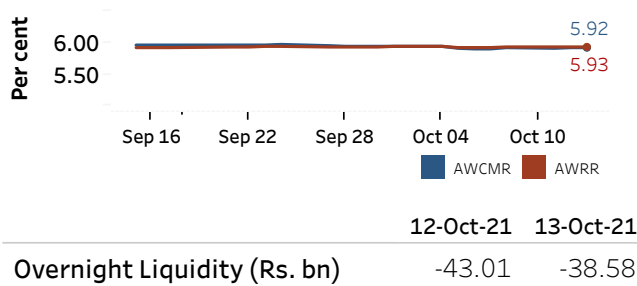


Source: Reuters

Money Market

Policy Rates: SDF Rate: 5.00% SLF Rate: 6.00% Bank Rate: 9.00% SRR: 4.00%

Overnight Money Market Rates



12-Oct-21 13-Oct-21

Overnight Liquidity (Rs. bn) -43.01 -38.58

Yield Rates of T-Bills

	Primary Market 08-Oct-21	Secondary Market 12-Oct-21
91 Day	7.15	7.05
182 Day	7.20	6.95
364 Day	7.28	7.20

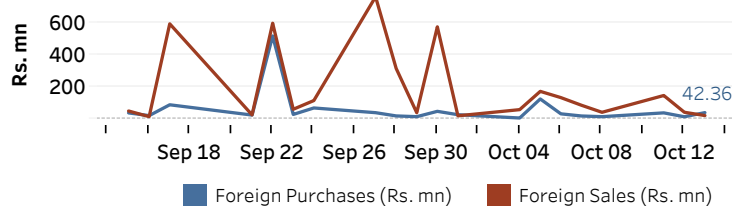
Source: Central Bank of Sri Lanka

Share Market

	13-Oct-21
ASPI	9,497.49
S&P SL20	3,506.91
Daily Turnover	Rs. 3,388.33 mn

Market Capitalisation	PE Ratio
Rs. 4,232.28 bn	11.5

Foreign Purchases and Sales

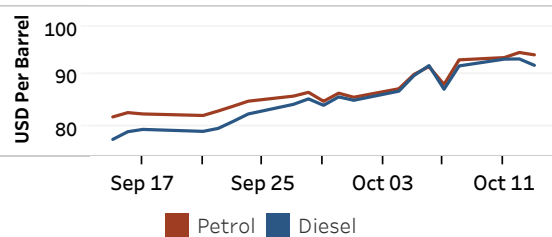


Source: Colombo Stock Exchange

Energy

Refined Oil Products - Singapore Market

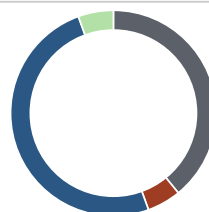
USD per Barrel	Petrol	Diesel
13-Oct-21	94.25	92.06



Source: Reuters

Electricity Generation

	13-Oct-21
Total Energy (GWh)	44.47
Peak Demand (MW)	2,532.70



Per cent	Source
39.1	Thermal Coal
5.3	Thermal Oil
50.0	Hydro
5.5	Wind

Source: Ceylon Electricity Board