

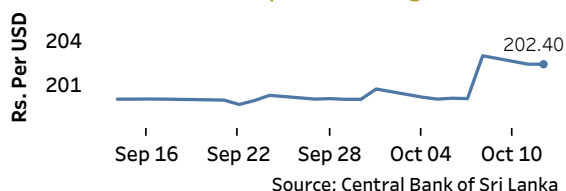


Real GDP 2021 Q2: 12.3% NCPI Y-o-Y Change (2013=100) Aug: 6.7% CCPI Y-o-Y Change (2013=100) Sep: 5.7%

Exchange Rates

| 12-Oct-21 | TT Buying | TT Selling |
|--------------|-----------|------------|
| Rs. Per Unit | | |
| USD | 198.5008 | 202.9992 |
| GBP | 268.2993 | 277.0349 |
| EUR | 228.3454 | 236.8363 |
| JPY | 1.7386 | 1.8079 |

Indicative USD Spot Exchange Rate



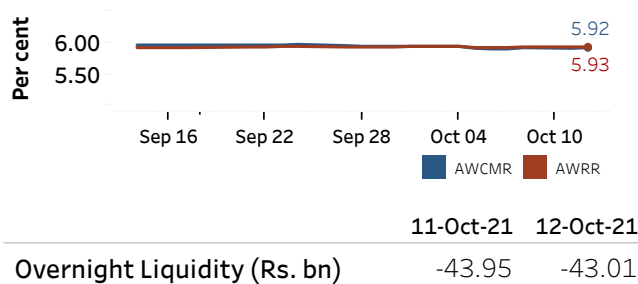
Gold Price



Money Market

Policy Rates: SDF Rate: 5.00% SLF Rate: 6.00% Bank Rate: 9.00% SRR: 4.00%

Overnight Money Market Rates



Yield Rates of T-Bills

| | Primary Market | Secondary Market |
|---------|----------------|------------------|
| | 08-Oct-21 | 11-Oct-21 |
| 91 Day | 7.15 | 7.00 |
| 182 Day | 7.20 | 6.95 |
| 364 Day | 7.28 | 7.20 |

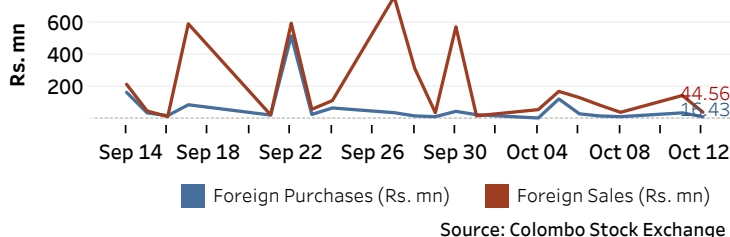
Source: Central Bank of Sri Lanka

Share Market

| | 12-Oct-21 |
|----------------|----------------|
| ASPI | 9,640.36 |
| S&P SL20 | 3,569.39 |
| Daily Turnover | Rs.2,059.74 mn |

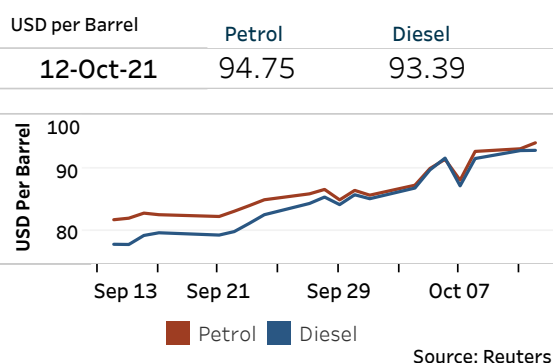
| Market Capitalisation | PE Ratio |
|-----------------------|----------|
| Rs. 4,295.95 bn | 11.7 |

Foreign Purchases and Sales



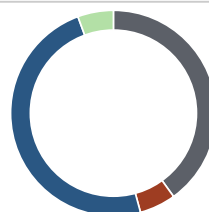
Energy

Refined Oil Products - Singapore Market



Electricity Generation

| | 12-Oct-21 |
|--------------------|-----------|
| Total Energy (GWh) | 43.66 |
| Peak Demand (MW) | 2,431.00 |



| Per cent | Source |
|----------|--------------|
| 40.1 | Thermal Coal |
| 5.7 | Thermal Oil |
| 48.6 | Hydro |
| 5.6 | Wind |

Source: Ceylon Electricity Board