

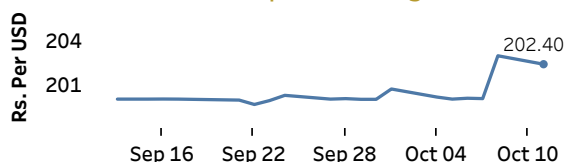


Real GDP 2021 Q2: 12.3% NCPI Y-o-Y Change (2013=100) Aug: 6.7% CCPI Y-o-Y Change (2013=100) Sep: 5.7%

Exchange Rates

11-Oct-21	TT Buying	TT Selling
Rs. Per Unit		
USD	198.5008	202.9992
GBP	269.4957	278.2467
EUR	228.8433	237.3418
JPY	1.7537	1.8232

Indicative USD Spot Exchange Rate



Source: Central Bank of Sri Lanka

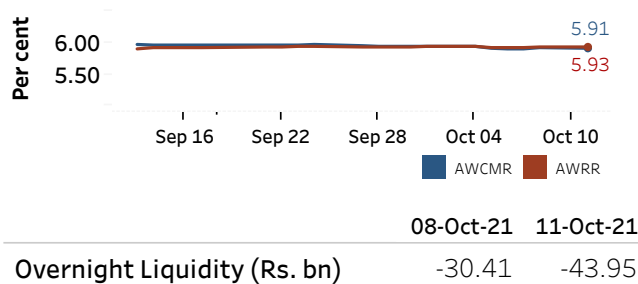
Gold Price



Money Market

Policy Rates: SDF Rate: 5.00% SLF Rate: 6.00% Bank Rate: 9.00% SRR: 4.00%

Overnight Money Market Rates



Yield Rates of T-Bills

	Primary Market	Secondary Market
	08-Oct-21	08-Oct-21
91 Day	7.15	7.13
182 Day	7.20	6.96
364 Day	7.28	7.20

Source: Central Bank of Sri Lanka

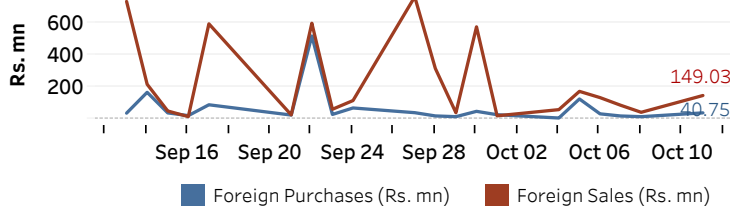
	08-Oct-21	11-Oct-21
Overnight Liquidity (Rs. bn)	-30.41	-43.95

Share Market

	11-Oct-21
ASPI	9,649.26
S&P SL20	3,570.08
Daily Turnover	Rs. 2,577.18 mn

Market Capitalisation	PE Ratio
Rs. 4,299.91 bn	11.7

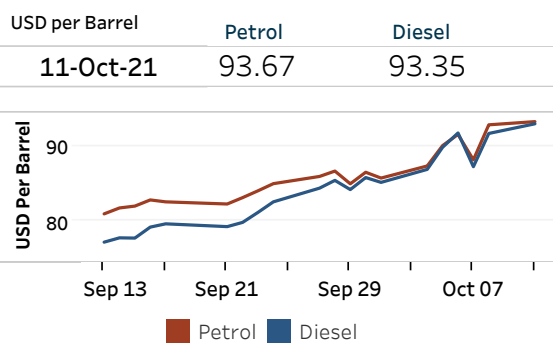
Foreign Purchases and Sales



Source: Colombo Stock Exchange

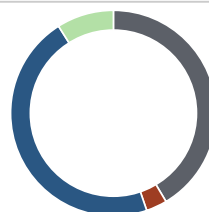
Energy

Refined Oil Products - Singapore Market



Electricity Generation

	11-Oct-21
Total Energy (GWh)	42.85
Peak Demand (MW)	2,450.70



Per cent	Source
41.5	Thermal Coal
3.3	Thermal Oil
46.3	Hydro
9.0	Wind

Source: Ceylon Electricity Board