

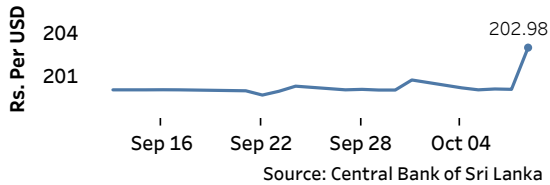


Real GDP 2021 Q2: 12.3% NCPI Y-o-Y Change (2013=100) Aug: 6.7% CCPI Y-o-Y Change (2013=100) Sep: 5.7%

Exchange Rates

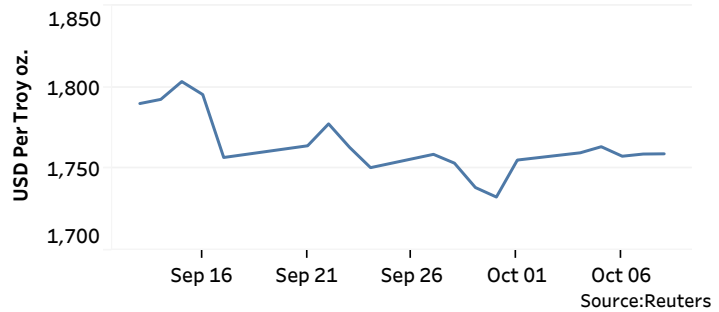
08-Oct-21		
Rs. Per Unit	TT Buying	TT Selling
USD	198.5008	202.9992
GBP	268.8926	277.6358
EUR	228.5097	237.0032
JPY	1.7629	1.8325

Indicative USD Spot Exchange Rate



Gold Price

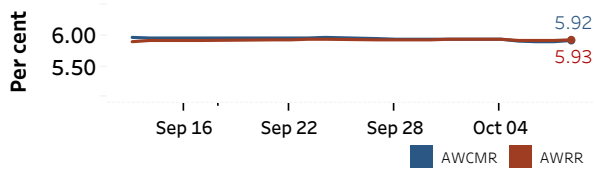
06-Oct-21	07-Oct-21	08-Oct-21
USD 1,757.76	USD 1,759.09	USD 1,759.23



Money Market

Policy Rates: SDF Rate: 5.00% SLF Rate: 6.00% Bank Rate: 9.00% SRR: 4.00%

Overnight Money Market Rates



	07-Oct-21	08-Oct-21
Overnight Liquidity (Rs. bn)	-48.21	-30.41

Yield Rates of T-Bills

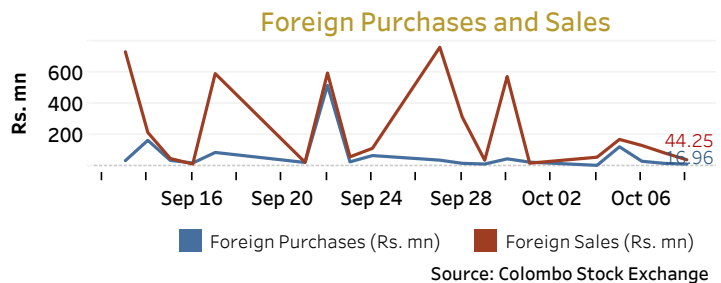
	Primary Market 01-Oct-21	Secondary Market 07-Oct-21
91 Day	6.70	6.54
182 Day	6.99	6.77
364 Day	7.01	6.87

Source: Central Bank of Sri Lanka

Share Market

08-Oct-21	
ASPI	9,678.89
S&P SL20	3,613.14
Daily Turnover	
Rs.3,046.42 mn	

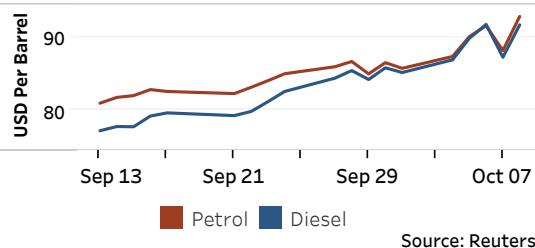
Market Capitalisation	PE Ratio
Rs. 4,313.12 bn	11.7



Energy

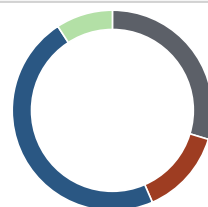
Refined Oil Products - Singapore Market

USD per Barrel	Petrol	Diesel
08-Oct-21	93.20	91.94



Electricity Generation

	08-Oct-21
Total Energy (GWh)	43.69
Peak Demand (MW)	2,503.50



Per cent	Source
29.7	Thermal Coal
13.8	Thermal Oil
47.4	Hydro
9.2	Wind

Source: Ceylon Electricity Board