

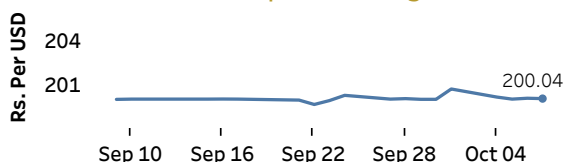


Real GDP 2021 Q2: 12.3% NCPI Y-o-Y Change (2013=100) Aug: 6.7% CCPI Y-o-Y Change (2013=100) Sep: 5.7%

Exchange Rates

Rs. Per Unit	TT Buying	TT Selling
USD	198.5008	202.9992
GBP	268.2159	276.9479
EUR	228.4401	236.9323
JPY	1.7692	1.8389

Indicative USD Spot Exchange Rate



Source: Central Bank of Sri Lanka

Gold Price

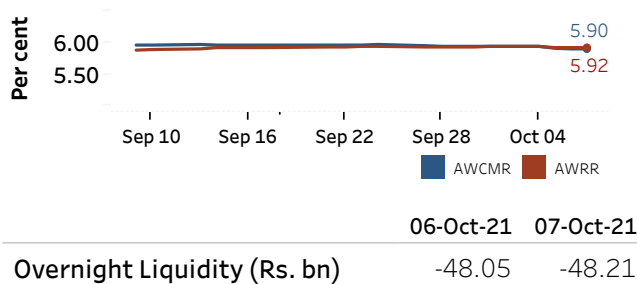


Source: Reuters

Money Market

Policy Rates: SDF Rate: 5.00% SLF Rate: 6.00% Bank Rate: 9.00% SRR: 4.00%

Overnight Money Market Rates



06-Oct-21 07-Oct-21

Overnight Liquidity (Rs. bn) -48.05 -48.21

Yield Rates of T-Bills

	Primary Market 01-Oct-21	Secondary Market 06-Oct-21
91 Day	6.70	6.84
182 Day	6.99	6.77
364 Day	7.01	6.87

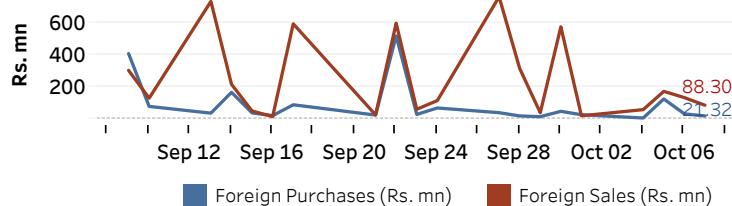
Source: Central Bank of Sri Lanka

Share Market

07-Oct-21	
ASPI	▲ 9,671.00
S&P SL20	▲ 3,619.47
Daily Turnover	
Rs. 3,497.34 mn	

Market Capitalisation	PE Ratio
Rs. 4,309.60 bn	11.7

Foreign Purchases and Sales

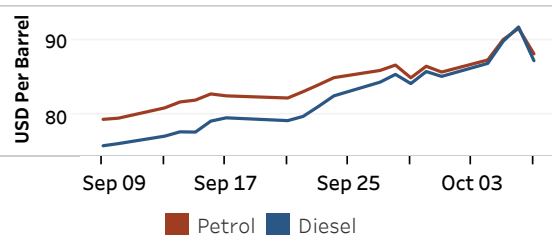


Source: Colombo Stock Exchange

Energy

Refined Oil Products - Singapore Market

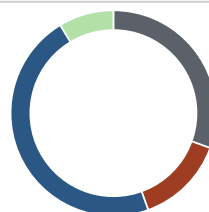
USD per Barrel	Petrol	Diesel
07-Oct-21	88.20	87.25



Source: Reuters

Electricity Generation

	07-Oct-21
Total Energy (GWh)	42.70
Peak Demand (MW)	2,496.20



Per cent	Source
30.5	Thermal Coal
14.0	Thermal Oil
46.8	Hydro
8.6	Wind

Source: Ceylon Electricity Board