

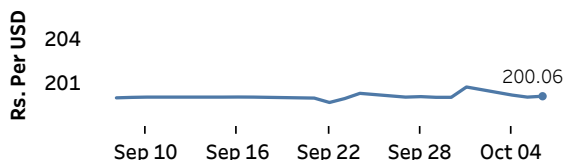


Real GDP 2021 Q2: 12.3% NCPI Y-o-Y Change (2013=100) Aug: 6.7% CCPI Y-o-Y Change (2013=100) Sep: 5.7%

Exchange Rates

06-Oct-21	TT Buying	TT Selling
Rs. Per Unit		
USD	198.5008	202.9992
GBP	268.9222	277.6663
EUR	229.1761	237.6812
JPY	1.7664	1.8362

Indicative USD Spot Exchange Rate



Source: Central Bank of Sri Lanka

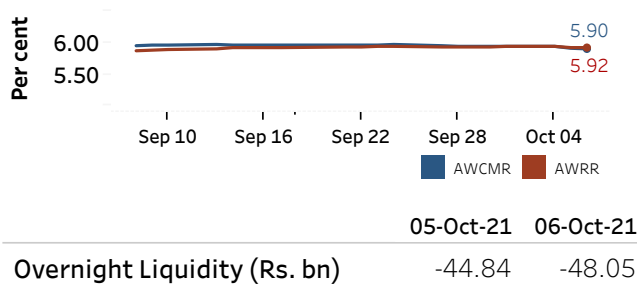
Gold Price



Money Market

Policy Rates: SDF Rate: 5.00% SLF Rate: 6.00% Bank Rate: 9.00% SRR: 4.00%

Overnight Money Market Rates



Yield Rates of T-Bills

	Primary Market 01-Oct-21	Secondary Market 05-Oct-21
91 Day	6.70	6.63
182 Day	6.99	6.77
364 Day	7.01	6.87

Source: Central Bank of Sri Lanka

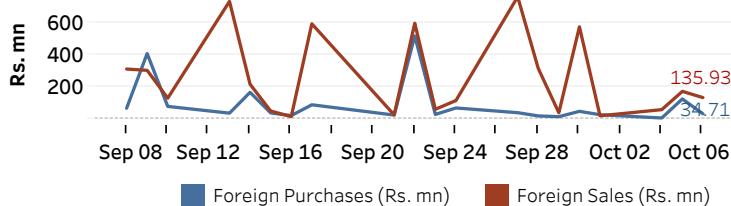
	05-Oct-21	06-Oct-21
Overnight Liquidity (Rs. bn)	-44.84	-48.05

Share Market

06-Oct-21	
ASPI	9,626.45
S&P SL20	3,602.46
Daily Turnover	Rs. 4,109.44 mn

Market Capitalisation	PE Ratio
Rs. 4,289.75 bn	11.7

Foreign Purchases and Sales

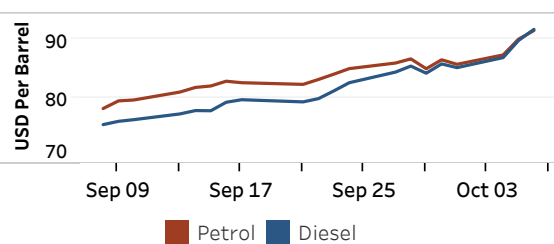


Source: Colombo Stock Exchange

Energy

Refined Oil Products - Singapore Market

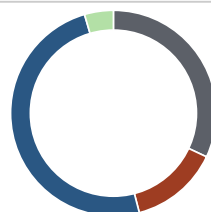
USD per Barrel	Petrol	Diesel
06-Oct-21	91.80	92.01



Source: Reuters

Electricity Generation

	06-Oct-21
Total Energy (GWh)	40.67
Peak Demand (MW)	2,396.20



Per cent	Source
32.0	Thermal Coal
14.0	Thermal Oil
49.5	Hydro
4.5	Wind

Source: Ceylon Electricity Board